

# SPECIAL RELEASE

## LEGITIMACY STATUS OF REGISTERED BIRTHS IN BICOL REGION: 2015-2023

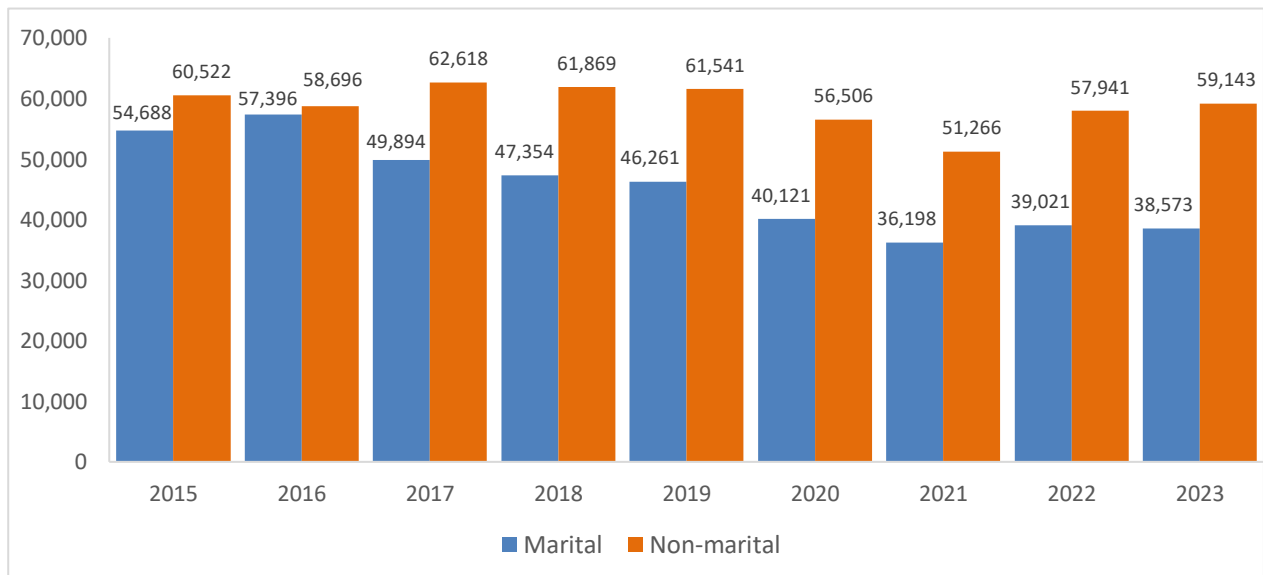
**Date of Release:** 03 February 2025  
**Reference No.** 2025-008

### EXPLANATORY NOTES

Data on births presented in this release were obtained from the timely and late registered births at the Office of the City/Municipal Civil Registrars in Bicol Region and submitted to the Office of the Civil Registrar General through the Philippine Statistics Authority (PSA)-Provincial Statistical Offices (PSOs). The information presented includes registered births that occurred from 2015 to 2023. Figures presented herein are not adjusted for under registration.

Legitimacy status is a legal status that refers to whether a child was born to parents who are legally married. A child born to legally married parents (Marital) is considered legitimate, while a child born to unmarried parents (Non-marital) is considered illegitimate.

**Figure 1. Number of Births by Legitimacy Status and Usual Residence of the Mother, Bicol Region: 2015-2023**

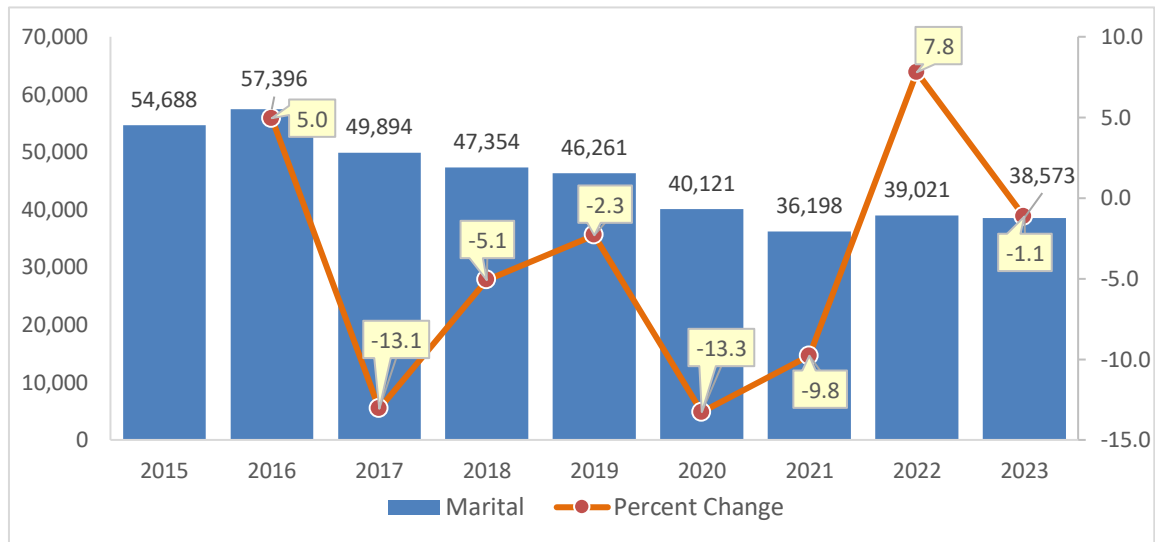


Source: Philippine Statistics Authority, Civil Registration Service, Vital Statistics Division  
Note: Figures are not adjusted for under registration

From 2015 to 2023, the Bicol Region experienced a decline in both marital and non-marital births. Marital births decreased steadily from 54,688 in 2015 to 38,573 in 2023. In contrast, non-marital births fluctuated but remained higher than marital births throughout the period, ranging from

56,506 in 2020 to 62,618 in 2017. Despite fluctuations, non-marital births consistently outnumbered marital births, with the gap widening in recent years. Overall, both categories showed a downward trend in the number of births over the eight-year period.

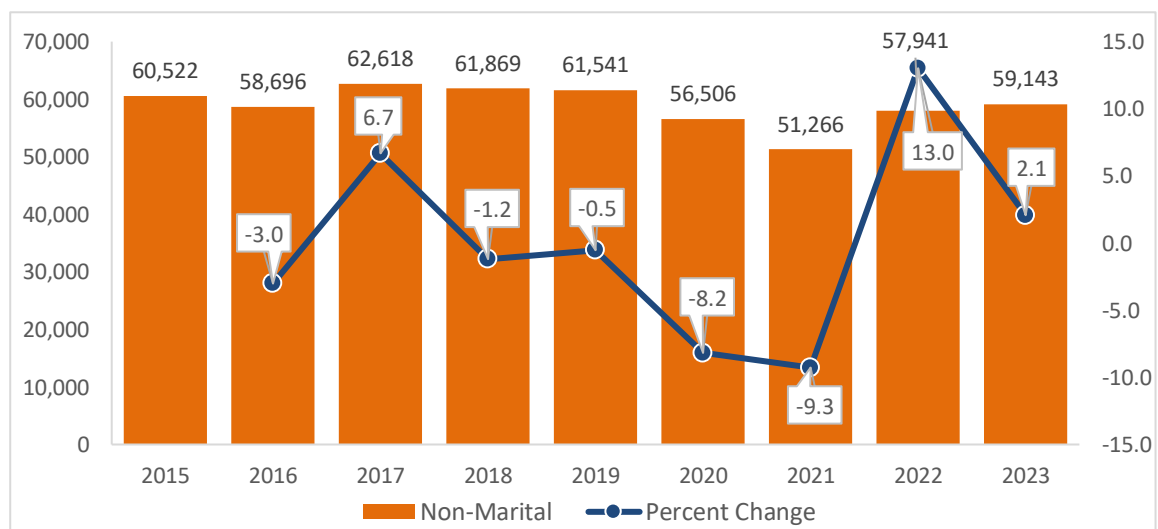
**Figure 2. Number and Percent Change by Legitimacy Status (Marital) and Usual Residence of the Mother, Bicol Region: 2015-2023**



Source: Philippine Statistics Authority, Civil Registration Service, Vital Statistics Division  
 Note: Figures are not adjusted for under registration

From 2015 to 2023, marital births in the Bicol Region fluctuated significantly. The number started at 54,688 in 2015, peaked at 57,396 (5.0%) in 2016, then declined in most years, with the most decline of 7,502 marital births or a drop of 13.1 percent in 2017. A slight recovery occurred in 2022 with a 7.8 percent increase, but the total dropped again in 2023 to 38,573, reflecting a 1.1 percent decrease. Overall, marital births declined over the 8-year period, with notable variations year-to-year.

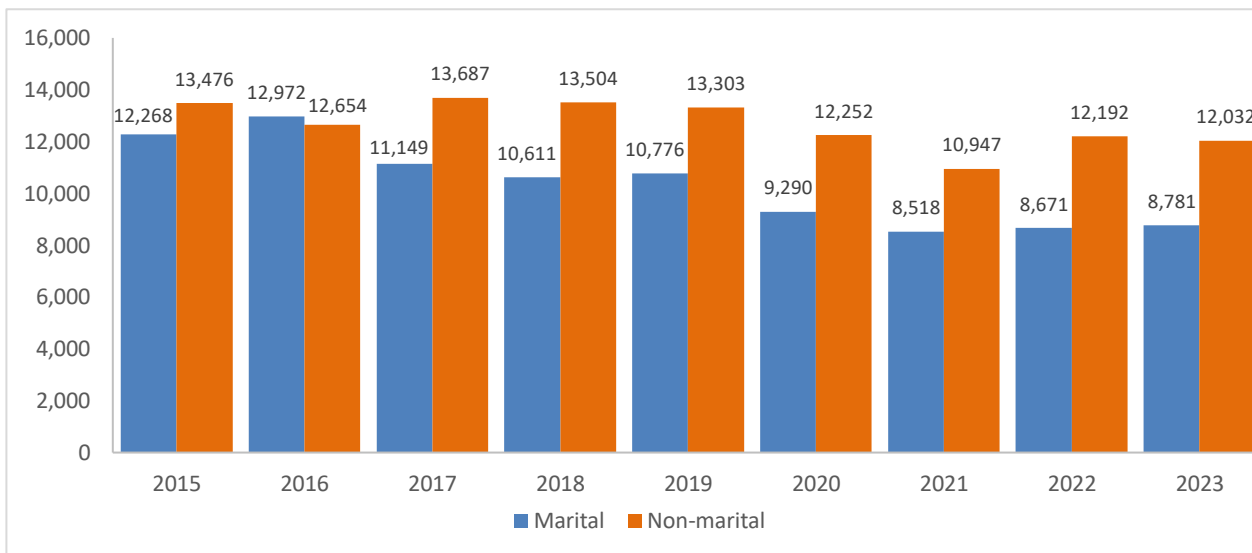
**Figure 3. Number and Percent Change by Legitimacy Status (Non-marital) and Usual Residence of the Mother, Bicol Region: 2015-2023**



Source: Philippine Statistics Authority, Civil Registration Service, Vital Statistics Division  
 Note: Figures are not adjusted for under registration

From 2015 to 2023, non-marital births in the Bicol Region fluctuated. Registered births in 2015 at 60,522, dropped by 3.0 percent in 2016 but increased by 6.7 percent in 2017 to 62,618. After a few slight declines in 2018 and 2019, there was a significant drop of 8.2 percent in 2020, reaching 56,506. However, the numbers increased in the following years, with a 13.0 percent rise in 2022 to 57,941 and a 2.1 percent increase in 2023 to 59,143. (Figure 3)

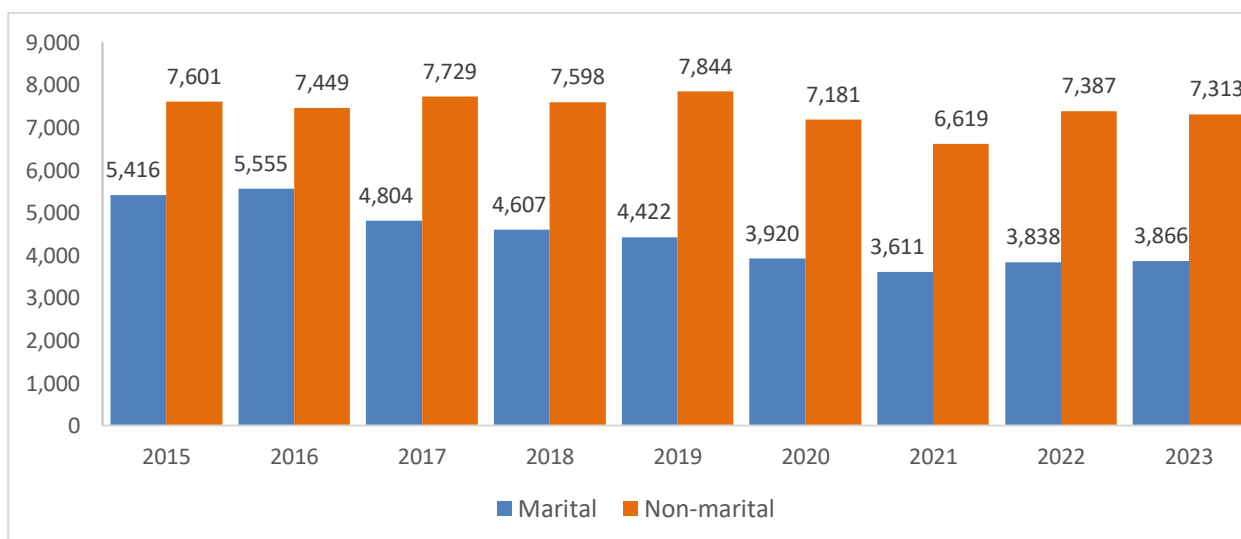
**Figure 4. Number of Births by Legitimacy Status and Usual Residence of the Mother, Albay: 2015-2023**



Source: Philippine Statistics Authority, Civil Registration Service, Vital Statistics Division  
 Note: Figures are not adjusted for under registration

From 2015 to 2023, both marital and non-marital births in the Albay showed an overall decline. Marital births decreased from 12,268 in 2015 to 8,781 in 2023. Non-marital births, while fluctuating, remained higher than marital births, starting at 13,476 in 2015 and decreasing slightly to 12,032 in 2023.

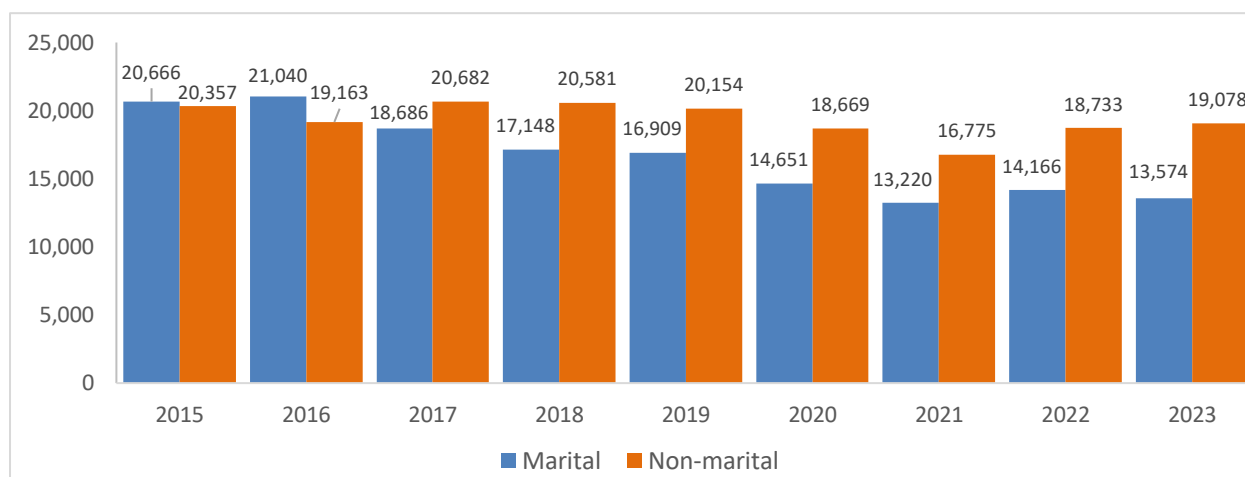
**Figure 5. Number of Births by Legitimacy Status and Usual Residence of the Mother, Camarines Norte: 2015-2023**



Source: Philippine Statistics Authority, Civil Registration Service, Vital Statistics Division  
 Note: Figures are not adjusted for under registration

From 2015 to 2023, both marital and non-marital births in Camarines Norte showed a downward trend. Marital births decreased from 5,416 in 2015 to 3,866 in 2023. Non-marital births fluctuated, starting at 7,601 in 2015 and ending at 7,313 in 2023. It was observed that non-marital births remained higher than marital births. Both categories saw a general decline, with the number of marital births dropping more significantly over the years. (Figure 5)

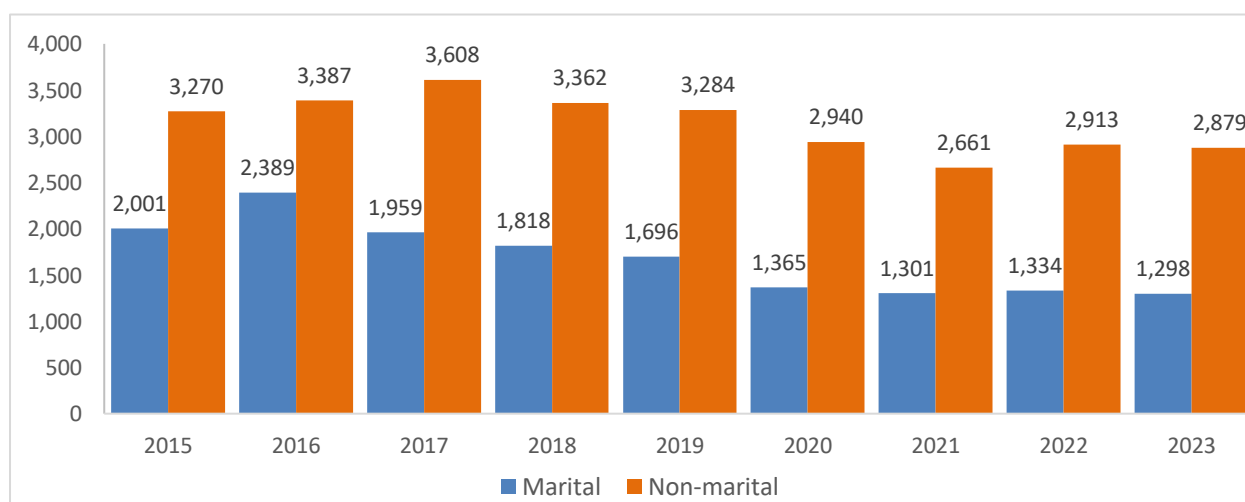
**Figure 6. Number of Births by Legitimacy Status and Usual Residence of the Mother, Camarines Sur: 2015-2023**



Source: Philippine Statistics Authority, Civil Registration Service, Vital Statistics Division  
 Note: Figures are not adjusted for under registration

From 2015 to 2023, both marital and non-marital births in Camarines Sur generally decreased. In 2015 and 2016, marital births were higher than non-marital births. However, from 2017 onward, non-marital births surpassed marital births. Marital births declined steadily from 20,666 in 2015 to 13,574 in 2023. Non-marital births, which started at 20,357 in 2015, showed some fluctuations but remained relatively stable, ending at 19,078 in 2023.

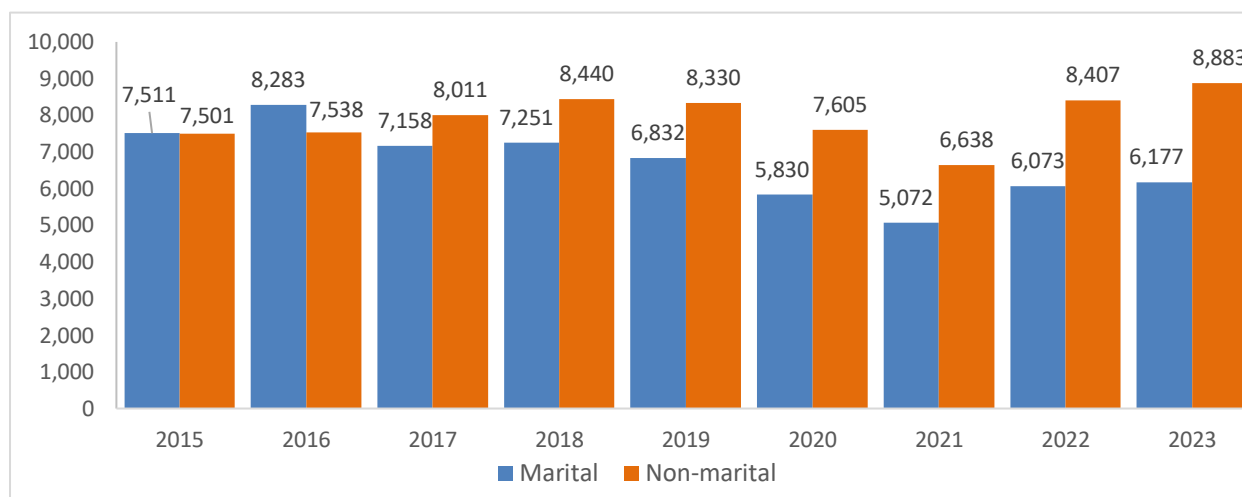
**Figure 7. Number of Births by Legitimacy Status and Usual Residence of the Mother, Catanduanes: 2015-2023**



Source: Philippine Statistics Authority, Civil Registration Service, Vital Statistics Division  
 Note: Figures are not adjusted for under registration

From 2015 to 2023, both marital and non-marital births in Catanduanes showed a decline. Marital births started at 2,001 in 2015 and decreased steadily, reaching 1,298 in 2023. Non-marital births, which started at 3,270 in 2015, showed slight fluctuations but remained consistently higher than marital births, ending at 2,879 in 2023. While both categories saw a decrease, non-marital births remained significantly above marital births throughout the period. (Figure 7)

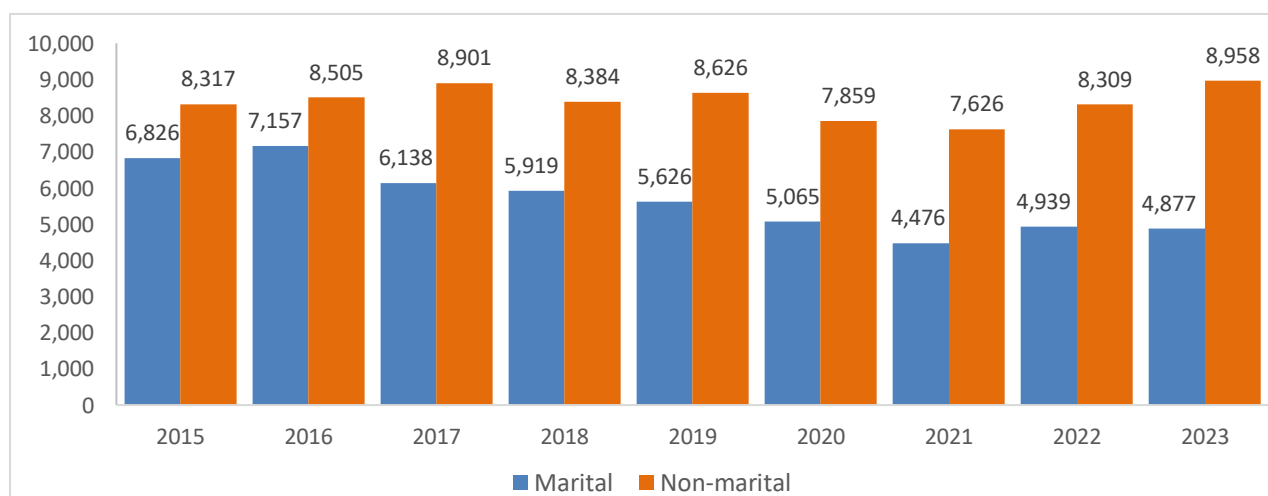
**Figure 8. Number of Births by Legitimacy Status and Usual Residence of the Mother, Masbate: 2015-2023**



Source: Philippine Statistics Authority, Civil Registration Service, Vital Statistics Division  
 Note: Figures are not adjusted for under registration

From 2015 to 2023, marital and non-marital births in the Masbate saw ups and downs. Marital births started at 7,511 in 2015, peaked at 8,283 in 2016, and then generally declined, reaching 6,177 in 2023. Non-marital births, on the other hand started at 7,501 in 2015 and increased to 8,883 in 2023.

**Figure 9. Number of Births by Legitimacy Status and Usual Residence of the Mother, Sorsogon: 2015-2023**



Source: Philippine Statistics Authority, Civil Registration Service, Vital Statistics Division  
 Note: Figures are not adjusted for under registration

From 2015 to 2023, both marital and non-marital births in Sorsogon varied over the years. Marital births started at 6,826 in 2015, peaked at 7,157 in 2016, but declined steadily to 4,877 in 2023. Non-marital births began at 8,317 in 2015 and showed slight increases, reaching 8,958 in 2023. Non-marital births consistently remained higher than marital births throughout the period, with some fluctuations but an overall upward trend in recent years. (Figure 9)

---

### DEFINITION OF TERMS AND CONCEPTS

**Live Birth** is a complete expulsion or extraction from its mother of a product of conception, irrespective of the duration of the pregnancy, which after such separation, breathes or shows any other evidence of life, such as beating of the heart, pulsation of the umbilical cord, or definite movement of voluntary muscles, whether or not the umbilical cord has been cut or the placenta is attached; each product of such a birth is considered liveborn.

Noted by:

  
**CYNTHIA L. PERDIZ, CESO V**  
Regional Director

S OCD/RFM/ndlt

