



SPECIAL RELEASE

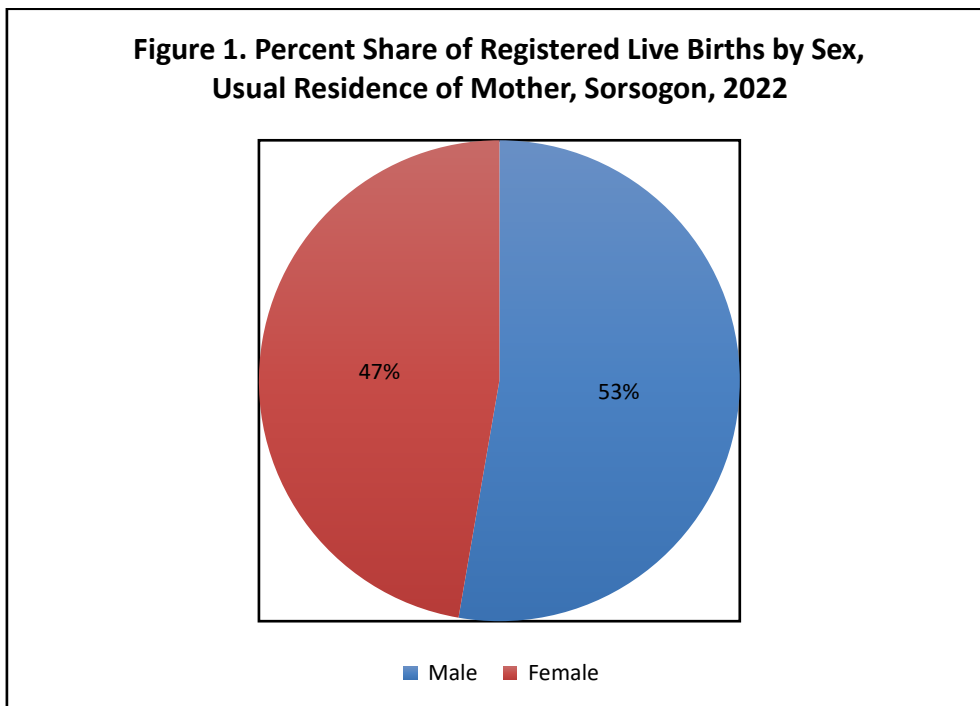
WOMEN AND MEN IN SORSOGON

Based on the 2022 Vital Statistics

Date of Release: 28 March 2024

Reference No. 2024-19

More Males were born than females



Source: Philippine Statistics Authority (Data on live births are those registered at the Office of the City/Municipal Civil Registrars in Sorsogon and submitted to the Office of the Civil Registrar General, Certificate of Live Birth-Municipal Form 102)

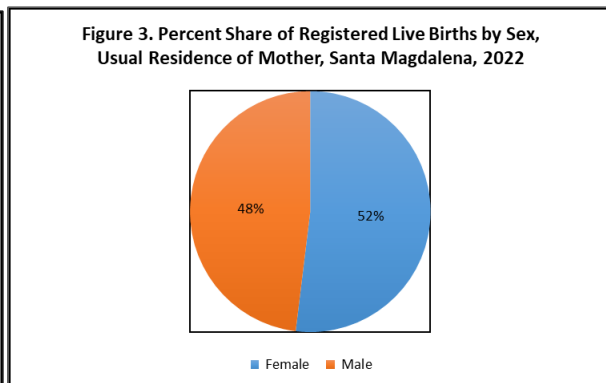
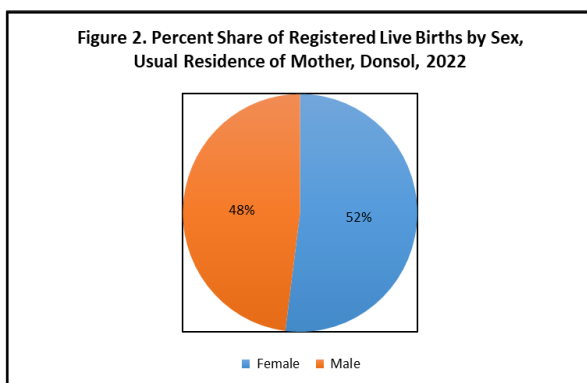


Table 1. Number of Registered Live Births by Sex of the Child, Usual Residence of Mother, Sorsogon: 2022

| Province/City/Municipality | Usual Residence of Mother | | |
|----------------------------|---------------------------|-------|--------|
| | Both Sexes | Male | Female |
| SORSOGON | 13,248 | 6,984 | 6,264 |
| Barcelona | 243 | 114 | 129 |
| Bulan | 1,754 | 932 | 822 |
| Bulusan | 256 | 136 | 120 |
| Casiguran | 651 | 334 | 317 |
| Castilla | 1,066 | 584 | 482 |
| Donsol | 821 | 394 | 427 |
| Gubat | 815 | 442 | 373 |
| Irosin | 1,095 | 556 | 539 |
| Juban | 547 | 298 | 249 |
| Magallanes | 681 | 352 | 329 |
| Matnog | 683 | 360 | 323 |
| Pilar | 1,212 | 658 | 554 |
| Prieto Diaz | 308 | 155 | 153 |
| Santa Magdalena | 206 | 99 | 107 |
| City of Sorsogon (Capital) | 2,910 | 1,570 | 1,340 |

Source: Philippine Statistics Authority (Data on live births are those registered at the Office of the City/Municipal Civil Registrars in Sorsogon and submitted to the Office of the Civil Registrar General, Certificate of Live Birth-Municipal Form 102)

In 2022, more males (6,984 or 53% share) were born than females (6,264 or 47% share), resulting in a sex ratio at birth of 115 males per 100 females. (Figure 1 and Table 1)



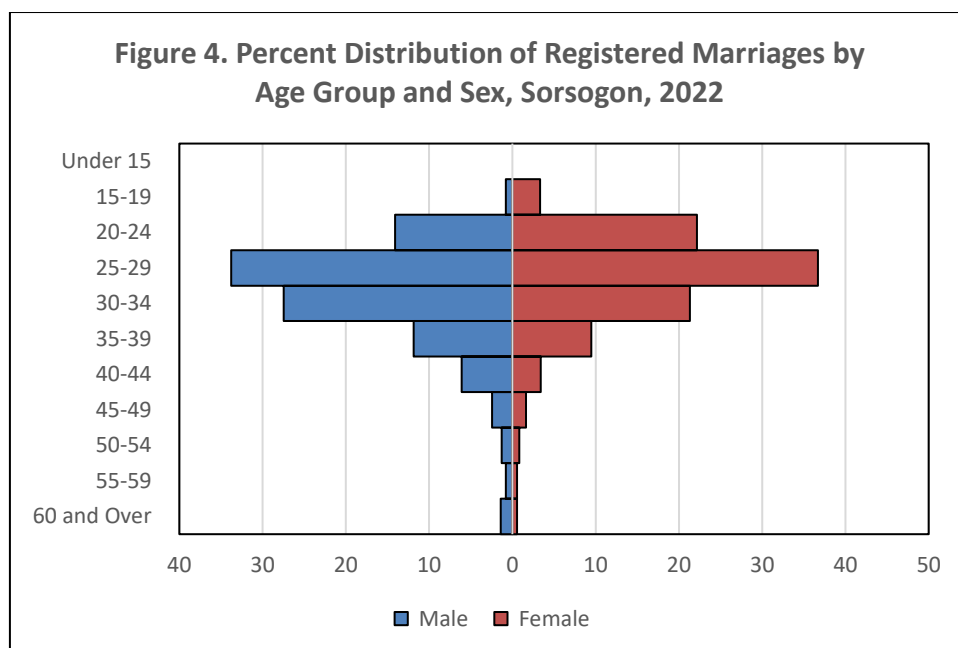
Source: Philippine Statistics Authority (Data on live births are those registered at the Office of the City/Municipal Civil Registrars in Sorsogon and submitted to the Office of the Civil Registrar General, Certificate of Live Birth-Municipal Form 102)

Moreover, most of the city/municipalities have males outnumbered females except for the municipality of Donsol and Santa Magdalena which both comprised 52% females and 48% males resulting to a sex ratio of 108 females per 100 males. (Figure 2 and 3 and Table 1)

Marriages involving adolescent females were three times as much as those involving adolescent males

In 2022, a total of 7,368 (3.3% share) marriages females below 20 years old. This is three times than the number of marriages involving adolescent males (29 or 0.8% share). Registered marriages between adolescent males and females below 20 years old accounted for 152 or 2.1% of the total marriages in the province.

Meanwhile, of the total number of married males and females in the province, more males are married at age 30 years old and over (58% share) while more females were married at age 29 years old and below (56% share).

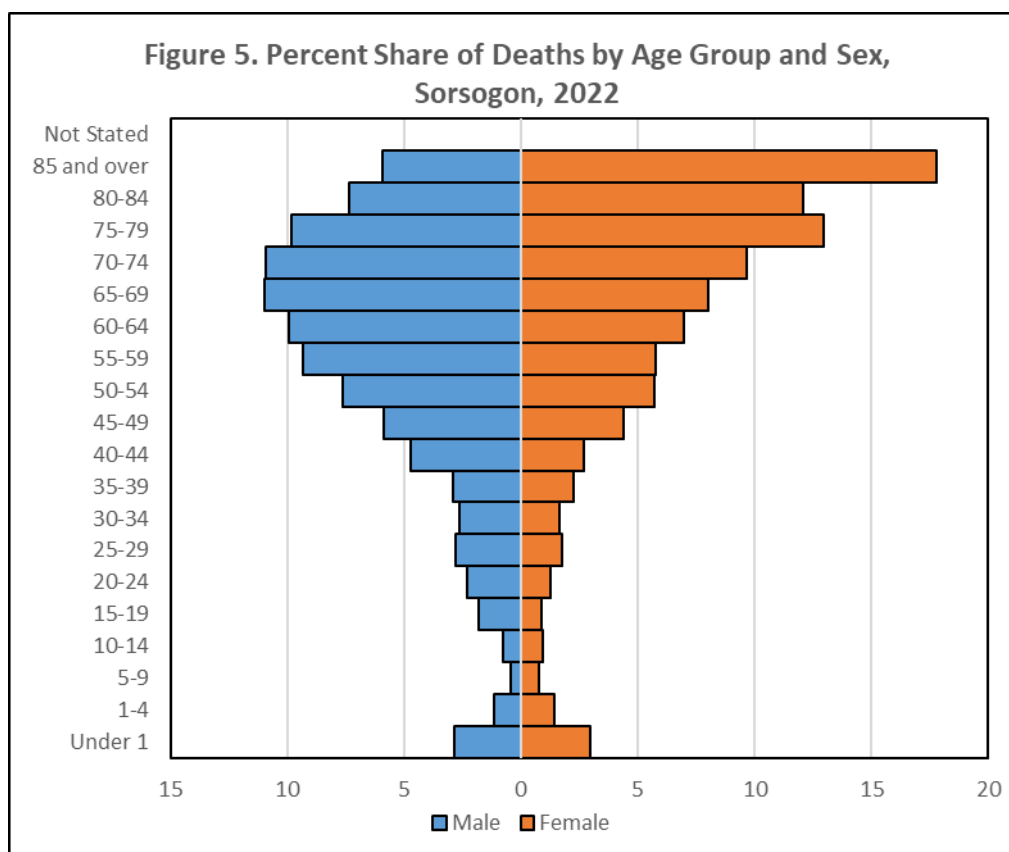


Source: Philippine Statistics Authority (Data on live births are those registered at the Office of the City/Municipal Civil Registrars in Sorsogon and submitted to the Office of the Civil Registrar General, Certificate of Marriage-Municipal Form 97)

Table 2. Number of Registered Marriages by Age Group and Sex, Sorsogon: 2022

| Age Group | Total | Male | Female |
|-------------|-------|-------|--------|
| Sorsogon | 7,368 | 3,684 | 3,684 |
| Under 15 | - | - | - |
| 15-19 | 152 | 29 | 123 |
| 20-24 | 1,336 | 519 | 817 |
| 25-29 | 2,596 | 1,244 | 1,352 |
| 30-34 | 1,798 | 1,012 | 786 |
| 35-39 | 786 | 437 | 349 |
| 40-44 | 350 | 225 | 125 |
| 45-49 | 151 | 90 | 61 |
| 50-54 | 77 | 47 | 30 |
| 55-59 | 49 | 29 | 20 |
| 60 and Over | 73 | 52 | 21 |

Source: Philippine Statistics Authority (Data on live births are those registered at the Office of the City/Municipal Civil Registrars in Sorsogon and submitted to the Office of the Civil Registrar General, Certificate of Marriage-Municipal Form 97)



Source: Philippine Statistics Authority (Data on live births are those registered at the Office of the City/Municipal Civil Registrars in Sorsogon and submitted to the Office of the Civil Registrar General, Certificate of Deaths-Municipal Form 103)

Figure 5 shows the age-sex structure of registered deaths in 2022. It shows an inverted pyramid, with fewer deaths at younger ages, except for children under 1, and progressively increasing as people grow old. In Sorsogon, the number of male deaths (3,468 or 58.3% share) was higher than the female deaths (2,477 or 41.7% share) in 2022. The proportion of males who died was highest at the age groups 65 to 69 years old and 70 to 74 years old with both 10.9% share each age group. While for females, the largest was at the oldest age group, 85 years old and over (441 or 17.8% of female deaths). (Figure 5 and Table 3)

The sex ratio or 140 indicates that there were about 140 male deaths for every 100 female deaths. Moreover, a sex ratio of over a hundred means that more male deaths were registered compared to the female counterparts at each group before 80 years old except for age group 5 to 9 years old. Further, higher proportion of female deaths were observed in the older age group (80 years old and over) compared to their male counterparts.

Table 3. Number of Registered Deaths by Age Group, Sex, and Place of Usual Residence, Sorsogon: 2022

| Age Group | Total | Sex | |
|-------------|-------|-------|--------|
| | | Male | Female |
| Sorsogon | 5,945 | 3,468 | 2,477 |
| Under 1 | 172 | 98 | 74 |
| 1-4 | 76 | 40 | 36 |
| 5-9 | 34 | 15 | 19 |
| 10-14 | 50 | 27 | 23 |
| 15-19 | 84 | 62 | 22 |
| 20-24 | 111 | 80 | 31 |
| 25-29 | 141 | 97 | 44 |
| 30-34 | 132 | 91 | 41 |
| 35-39 | 156 | 100 | 56 |
| 40-44 | 230 | 163 | 67 |
| 45-49 | 312 | 203 | 109 |
| 50-54 | 405 | 264 | 141 |
| 55-59 | 466 | 323 | 143 |
| 60-64 | 518 | 345 | 173 |
| 65-69 | 578 | 380 | 198 |
| 70-74 | 618 | 379 | 239 |
| 75-79 | 661 | 340 | 321 |
| 80-84 | 554 | 255 | 299 |
| 85 and over | 647 | 206 | 441 |
| Not Stated | - | - | - |

Source: Philippine Statistics Authority (Data on live births are those registered at the Office of the City/Municipal Civil Registrars in Sorsogon and submitted to the Office of the Civil Registrar General, Certificate of Deaths-Municipal Form 103)



ELVIRA O. APOGÑOL
Chief Statistical Specialist
Sorsogon Provincial Statistics Office

/mdeg