

# SPECIAL RELEASE

## REGISTERED DEATHS IN BICOL REGION, 2022

**Date of Release:** 30 August 2024

**Reference No.** 2024-018

### EXPLANATORY NOTES

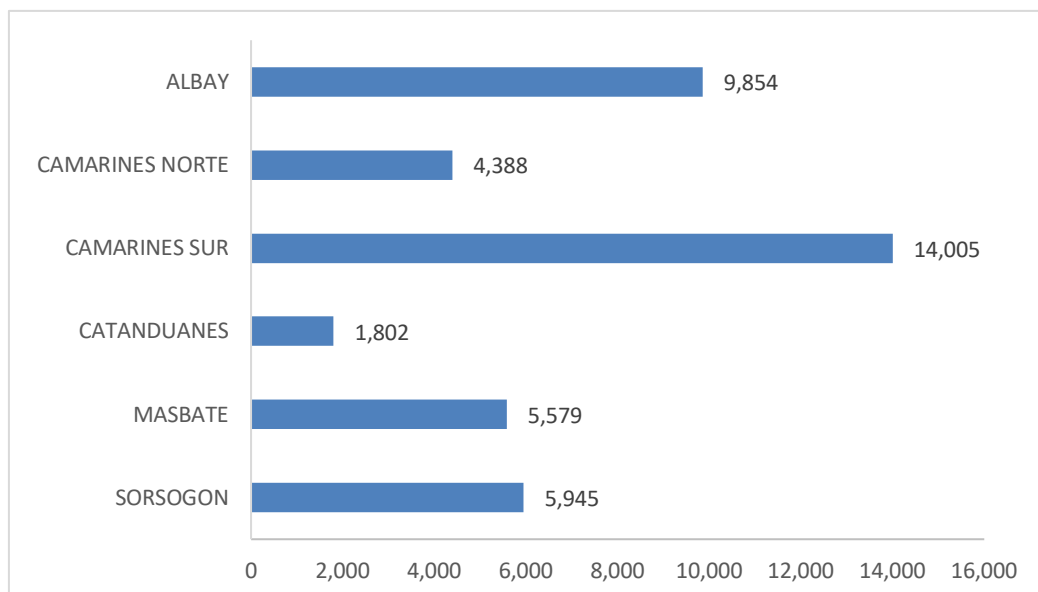
Data on deaths presented in this release were obtained from the Certificates of Death (Municipal Form No. 103) that were registered at the Office of the City/Municipal Civil Registrars in Bicol Region and forwarded to the Philippine Statistics Authority. Information presented includes registered deaths which occurred from January to December 2022. Figures presented are not adjusted for under-registration.



**Around seven deaths per thousand population in 2022**

Reported deaths in 2022 reached 41,573, a decrease of 17.5% or 8,837 from 50,410 registered deaths in 2021. This is equivalent to a crude death rate<sup>1</sup> (CDR) of 6.7 or 7 deaths per thousand population. In 2022, an average of 114 persons died daily or 5 deaths per hour in Bicol Region.

**Figure 1. Number of Registered Deaths by Usual Residence, Bicol Region: 2022**



Source: Philippine Statistics Authority, Civil Registration Service, Vital Statistics Division

Note: Figures are not adjusted for under registration

<sup>1</sup> The population estimate used was taken from the updated population projections based on the 2015 Census of Population available at [www.psa.gov.ph/statistics/census/projected-population](http://www.psa.gov.ph/statistics/census/projected-population)

### Most number of deaths reported in Camarines Sur

Camarines Sur recorded the most number of registered deaths in Bicol Region with 14,005 or 33.7% in 2022. This was followed by Albay with 9,854 (23.7%), Sorsogon with 5,945 (14.3%), Masbate with 5,579 (13.4%), Camarines Norte with 4,388 (10.6%) and Catanduanes with 1,802 (4.3%). The combined registered deaths of these six (6) provinces accounted to 6.1% share to the total registered deaths in the country in 2022 (679,766).

### More male deaths than female in 2022

The most number of deaths in Bicol Region occurred among males with 23,447 or 56.4% registered deaths in 2022, females, on the other hand shared 43.6% or 18,126 deaths in the region. The registered deaths resulted to a sex ratio of 129.4 or about 129 males per 100 females, which is indicative of higher survival rate of females than males. (Table 1)

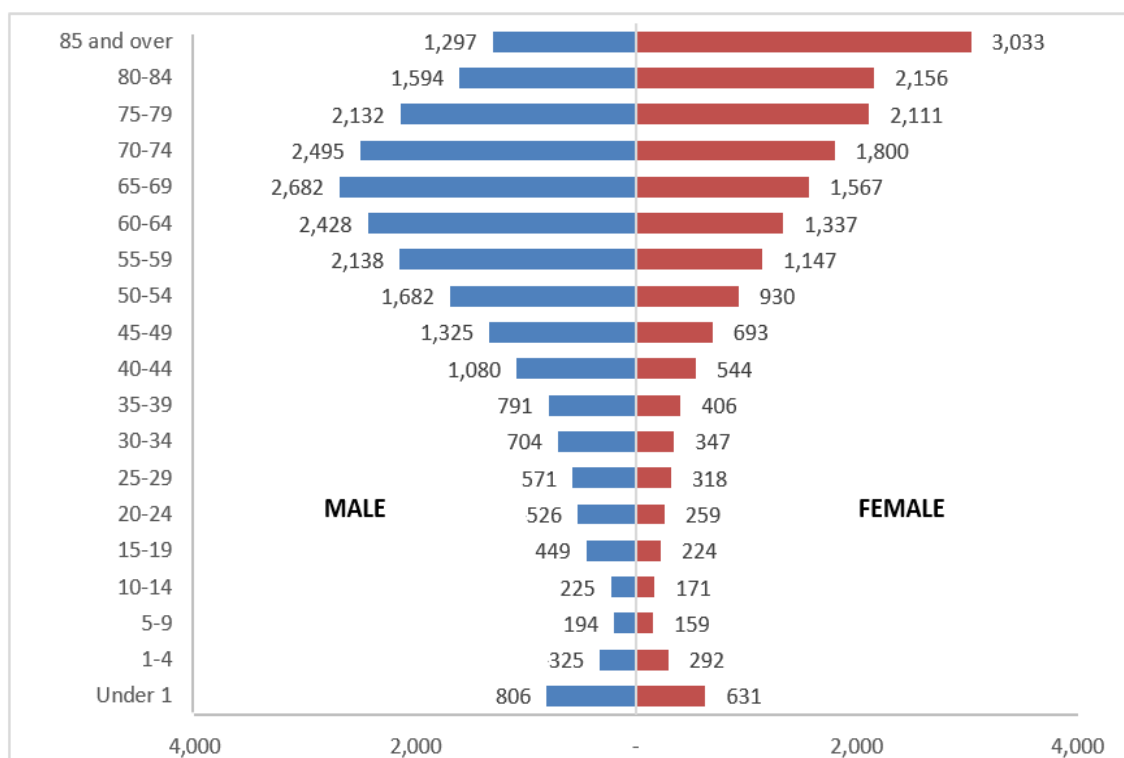
**Table 1. Number and Percent Distribution of Deaths by Sex, Bicol Region: 2022**

Geographic Area	Both Sexes	Male		Female		Sex Ratio
		Number	%	Number	%	
<b>Region V - Bicol</b>	41,573	23,447	56.4	18,126	43.6	129.4

Source: Philippine Statistics Authority, Civil Registration Service, Vital Statistics Division

Note: Figures are not adjusted for under registration

**Figure 2. Distribution of Deaths by Age Group and Sex, Bicol Region: 2022**



Source: Philippine Statistics Authority, Civil Registration Service, Vital Statistics Division

Note: Figures are not adjusted for under registration

Figure 2 shows the age and sex pattern of deaths in 2022. It reflects an inverted pyramid, with fewer deaths at the younger ages, except for children under one, and progressively increasing as people mature. Highest proportion of males died at the age of 65 to 69 years (11.4% or 2,682 deaths) and was closely shared by age bracket 60 to 64 years (10.4% or 2,428 deaths) and age bracket 70 to 74 years (10.6% or 2,495 deaths). On the other hand, the largest proportion of females (16.7% or 3,033) died in their oldest age group, 85 years and over.

### Less than half of registered deaths attended by health care provider

Medically attended deaths are those attended by a physician, public health officer, hospital authority or any other allied health care provider. In 2022, out of 41,573 registered deaths in Bicol Region, 17,323 (42.2%) were medically attended and 23,780 (57.2%) were unattended. (Table 2)

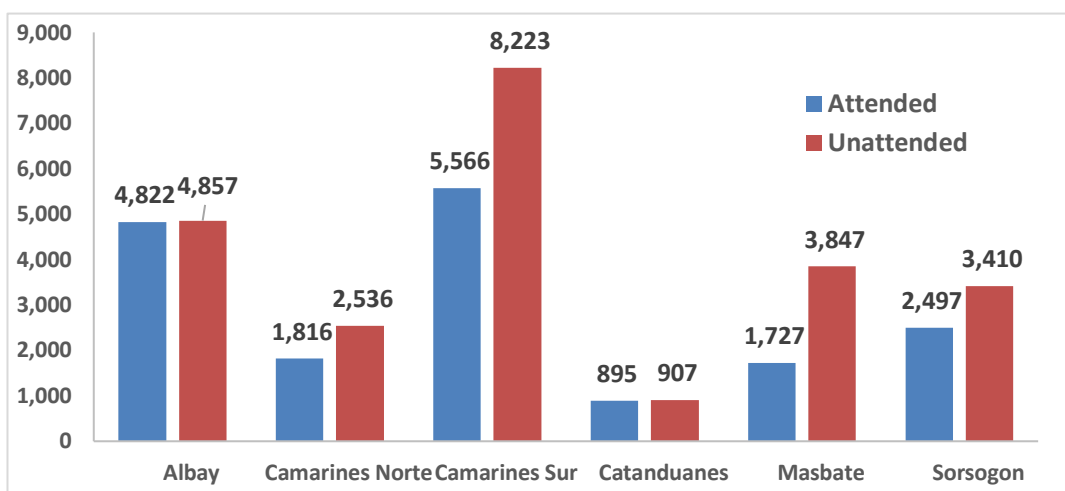
**Table 2. Number of Registered Deaths by Usual Residence and Attendance at Death, Bicol Region: 2022**

Place of Usual Residence (Region/Province)	Total	Attended				Unattended	Not Stated
		Private Physician	Public Health Officer	Hospital Authority	Others		
REGION V (BICOL REGION)	41,573	916	1,458	14,880	69	23,780	470
Albay	9,854	294	752	3,762	14	4,857	175
Camarines Norte	4,388	156	48	1,611	1	2,536	36
Camarines Sur	14,005	95	260	5,199	12	8,223	216
Catanduanes	1,802	35	14	834	12	907	-
Masbate	5,579	76	351	1,271	29	3,847	5
Sorsogon	5,945	260	33	2,203	1	3,410	38

Source: Philippine Statistics Authority, Civil Registration Service, Vital Statistics Division

Note: Figures are not adjusted for under registration

**Figure 3. Number of Registered Deaths by Usual Residence, by Attendance at Death, and by Province, Bicol Region: 2022**



Source: Philippine Statistics Authority, Civil Registration Service, Vital Statistics Division

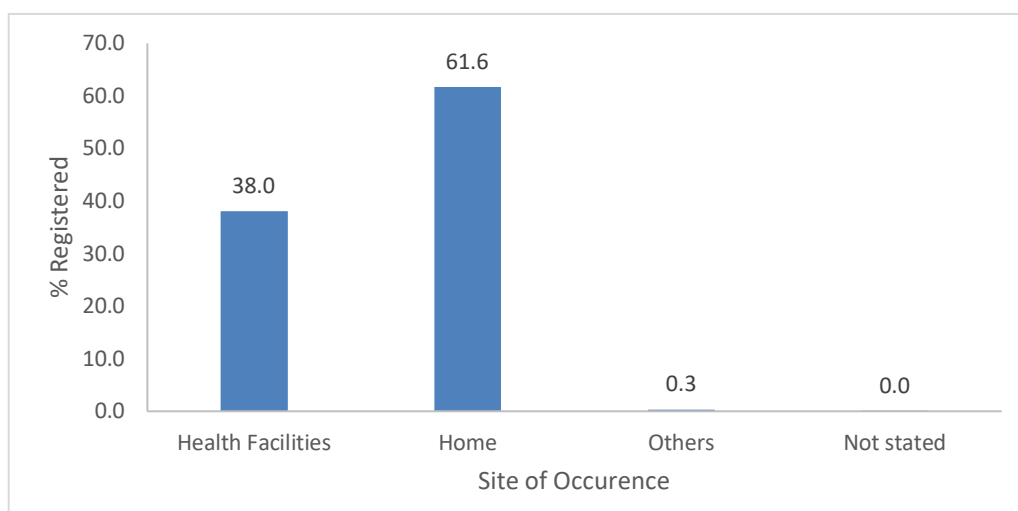
Note: Figures are not adjusted for under registration

Figure 3 shows the number of deaths by usual residence and attendance at death by province. Camarines Sur registered the most number of medically attended deaths in 2022 with 39.7% or 5,566 deaths. Furthermore, Camarines Sur registered the most number of medically unattended deaths in 2022 with 8,223 or about 58.7% of the registered deaths in the province. In 2022, all provinces in Bicol Region had more recorded unattended deaths than registered deaths attended by health care provider.

### More than half of the registered deaths occurred at home

In 2022, 61.6% or 25,328 of the total deaths in Bicol Region occurred at home while 38.0% or 15,617 died in any health facilities. However, about 0.3% of the registered deaths died in places other than home and health facilities. Such places may include street, public places, on board a vehicle, airplane or vessel while in transit, among others.

**Figure 4. Number of Registered Deaths by Site of Occurrence, Bicol Region: 2022**

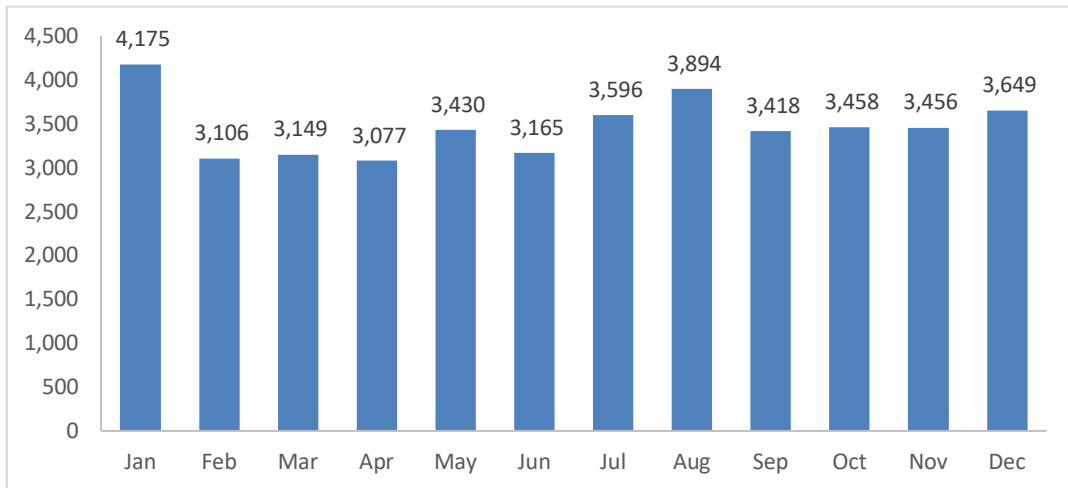


Source: Philippine Statistics Authority, Civil Registration Service, Vital Statistics Division  
 Note: Figures are not adjusted for under registration

### January had the most number of deaths

The most registered deaths per month in Bicol Region was noted in January with 4,175 (10.0%). The average number of deaths registered per day was at 139 or about 6 deaths per hour. The month of April had the least number of deaths with 3,077 or about 103 deaths registered per day or about 4 deaths per hour.

**Figure 5. Number of Registered Deaths by Month of Occurrence and Place of Usual Residence, Bicol Region: 2022**



Source: Philippine Statistics Authority, Civil Registration Service, Vital Statistics Division

Note: Figures are not adjusted for under registration

### Infant deaths reached 1,437 in 2022

Infant deaths are deaths that occurred before reaching age 1. In Bicol Region, 1,437 infant deaths were registered in 2022. This is about 16.8% increase from the 1,230 registered infant deaths in 2021. More than half of the total registered infant deaths (56.1% or 806 deaths) were males and about two out of five deaths were females (43.9% or 631).

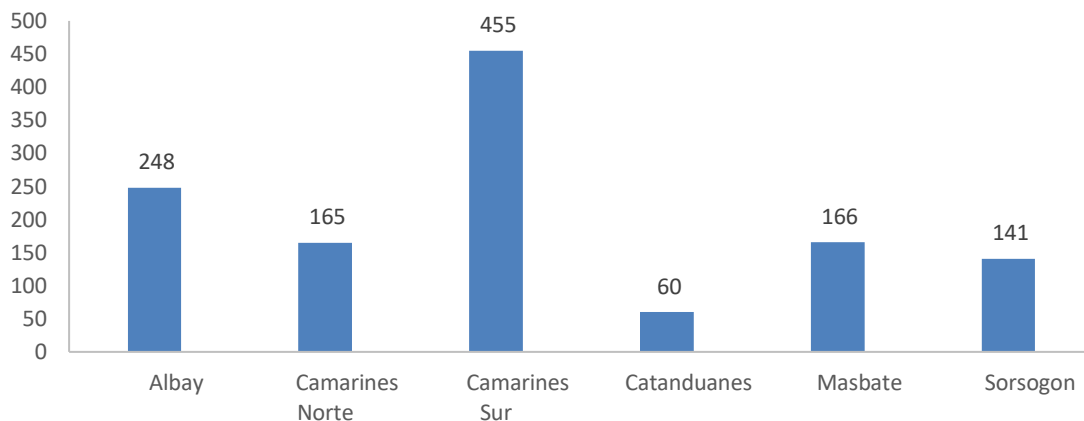
**Table 4. Number and Percent Distribution of Infant Deaths by Sex, Bicol Region: 2022**

Geographic Area	Both Sexes	Male		Female	
		Number	%	Number	%
<b>Region V - Bicol</b>	1,437	806	56.1	631	43.9

Source: Philippine Statistics Authority, Civil Registration Service, Vital Statistics Division

Note: Figures are not adjusted for under registration

**Figure 6. Number of Infant Deaths by Usual Residence, Bicol Region: 2022**



Source: Philippine Statistics Authority, Civil Registration Service, Vital Statistics Division

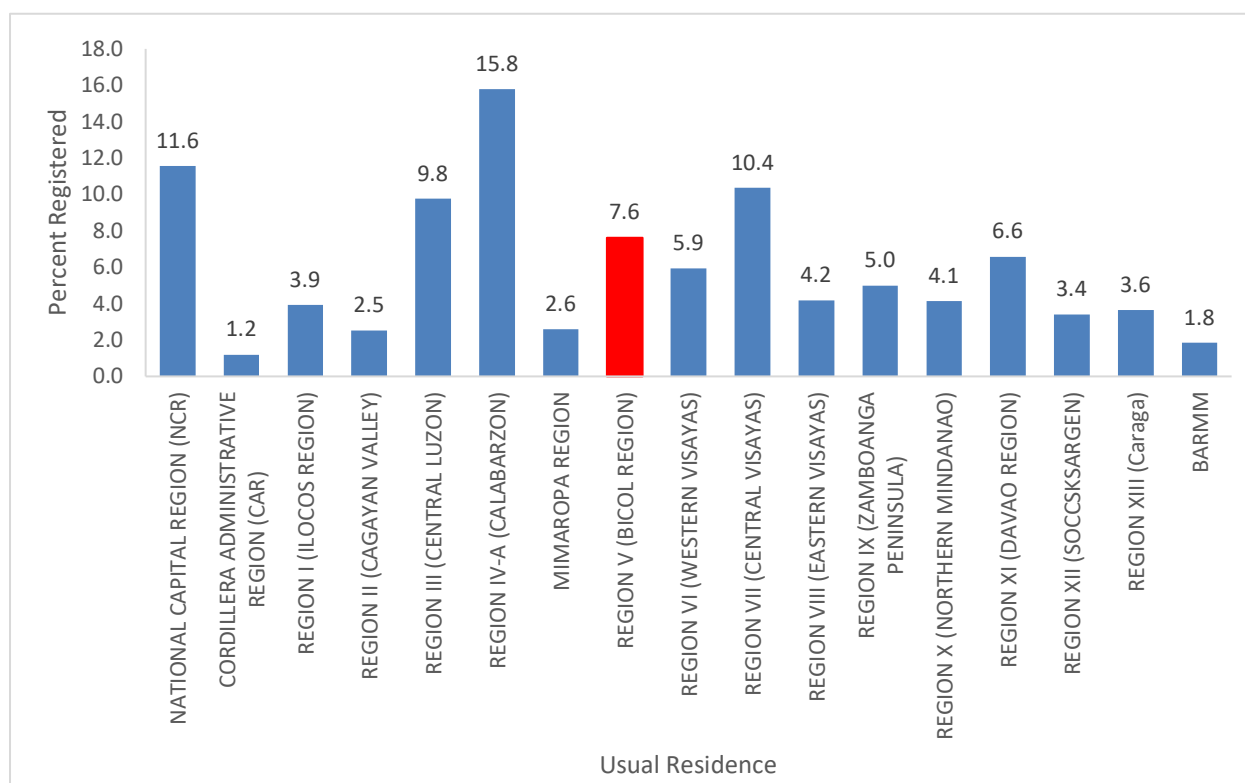
Note: Figures are not adjusted for under registration

Camarines Sur recorded the most number of registered infant deaths by usual residence with about 37.4% or 538 deaths. This was followed by Albay with 294 (20.5%), Masbate with 209(14.5%), Camarines Norte with 184 (12.8%), and Sorsogon with 172 (12.0%), respectively. Catanduanes had the least number of registered infant deaths with 40 or about 2.78%. (Figure 6)

### Bicol Region ranks fifth in maternal deaths in 2021

Maternal death is the death of a woman while pregnant or within 42 days of termination of pregnancy, irrespective of the duration and site of the pregnancy, from any cause related to or aggravated by the pregnancy or its management but not from accidental or incidental causes. There were 2,478 registered maternal deaths in the country in 2,008. Bicol Region registered 153 (7.6%) maternal deaths which ranks fifth highest among the regions in the country.

**Figure 7. Percent Distribution of Maternal Deaths by Usual Residence, Philippines: 2022**



Source: Philippine Statistics Authority, Civil Registration Service, Vital Statistics Division

Note: Figures are not adjusted for under registration

---

## DEFINITION OF TERMS AND CONCEPTS


**Death** refers to the permanent disappearance of all evidence of life at any time after live birth has taken place (postnatal cessation of vital function without capability of resuscitation).

**Maternal Death** is the death of a woman while pregnant or within 42 days of termination of pregnancy, irrespective of the duration and site of the pregnancy, from any cause related to or aggravated by the pregnancy or its management but not from accidental or incidental causes.

**Infant Death** is the death of young children under the age of 1.

**Crude Death Rate (CDR)** refers to the number of deaths per 1,000 mid-year population.

Noted by:



**CYNTHIA L. PERDIZ, CESO V**  
Regional Director

SOCD/RFM/ndlt  
