



SPECIAL RELEASE

WOMEN AND MEN IN CAMARINES SUR

Date of Release: March 31, 2024
Reference No. 2024-052

POPULATION AND DEMOGRAPHY

Household Population

Fifty-one percent of the household population in Camarines Sur are women

Camarines Sur recorded more than two million household population comprising of 1.1 million men at 50.7 percent and 1.0 million women at 49.3 percent in 2020. There were more males in ages 0 to 54 while there were more females in older population ages 55 and above. Furthermore, the largest sex distribution gap is at ages 80 years old and above with 68.9 percent female composition.

Table 1. Household Population by Age Group and Sex, Camarines Sur: 2020

Age Group and Province	Both Sexes	Male	Female
CAMARINES SUR	2,062,277	1,046,448	1,015,829
0 - 4	236,578	122,357	114,221
5 - 9	236,038	122,977	113,061
10 - 14	235,370	121,893	113,477
15 - 19	228,307	117,038	111,269
20 - 24	180,856	93,040	87,816
25 - 29	149,651	76,723	72,928
30 - 34	133,229	68,867	64,362
35 - 39	117,986	60,848	57,138
40 - 44	109,454	56,218	53,236
45 - 49	94,261	47,775	46,486
50 - 54	87,159	43,844	43,315
55 - 59	74,549	36,998	37,551
60 - 64	62,258	29,944	32,314
65 - 69	46,160	21,252	24,908
70 - 74	32,188	13,488	18,700
75 - 79	19,532	7,370	12,162
80 years and over	18,701	5,816	12,885

Source: Philippine Statistics Authority, 2020 Census of Population and Housing

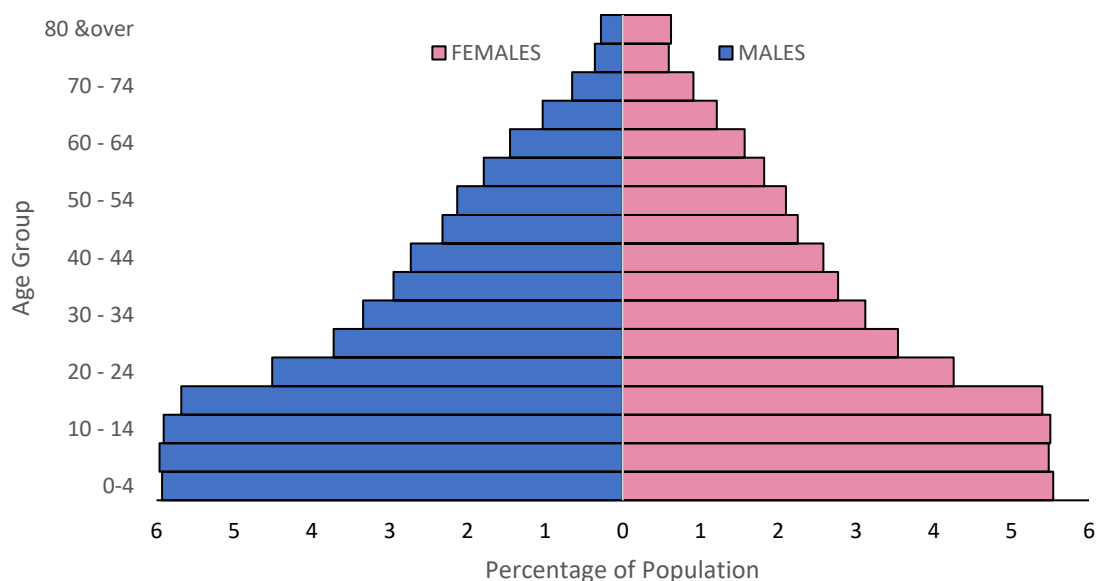
Population Pyramid

Relatively young household population in Camarines Sur in 2020

Camarines Sur has a relatively young household population as shown by larger proportions at the younger age groups. Ages 0 to 4 has the highest total population among all age groups. For males, the largest portion with respect to total household population is at ages 5 to 9 with 6.0 percent while for females, the age group with the largest percentage is at ages 0 to 4 with 5.5 percent. Furthermore, it is evident that there were more females at higher levels of the pyramid accounting for a larger female old population.

Although Camarines Sur is mostly composed of young dependents, ages 0 to 14, it is evident in the population pyramid that the base is becoming narrower compared with the 2015 population. This may be an indication of slower birth rates and decreasing fertility rates. If this trend continues, in 10 to 20 years, more of Camarines Sur's population will be dominated by the working age population where there are few dependents which could lead to increased productivity

Figure 1. Age-Sex Pyramid of Household Population, Camarines Sur: 2020




Source: Philippine Statistics Authority, 2020 Census of Population and Housing

Sex Ratio

There are 103 males for every 100 females

In 2020, the 51 percent female to 49 percent male population of Camarines Sur resulted to a sex ratio of 103 males for every 100 females.

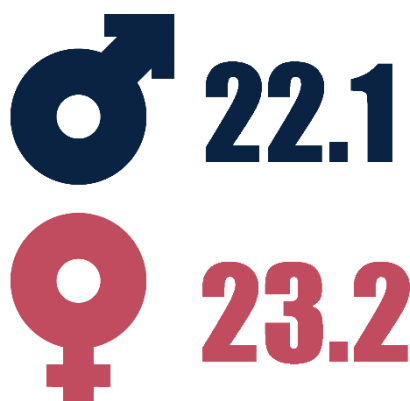


Source: Philippine Statistics Authority

Median Age


The median age for women of Camarines Sur in 2020 is 23.2 years old.

At least half of the female population in Camarines Sur in 2020 is younger than 23. 2 years old while at least half of the male population in 2020 is younger than 22.1 years old. Overall, Camarines Sur has a median age of 22.6 years old.



Source: Philippine Statistics Authority, 2020 Census of Population and Housing

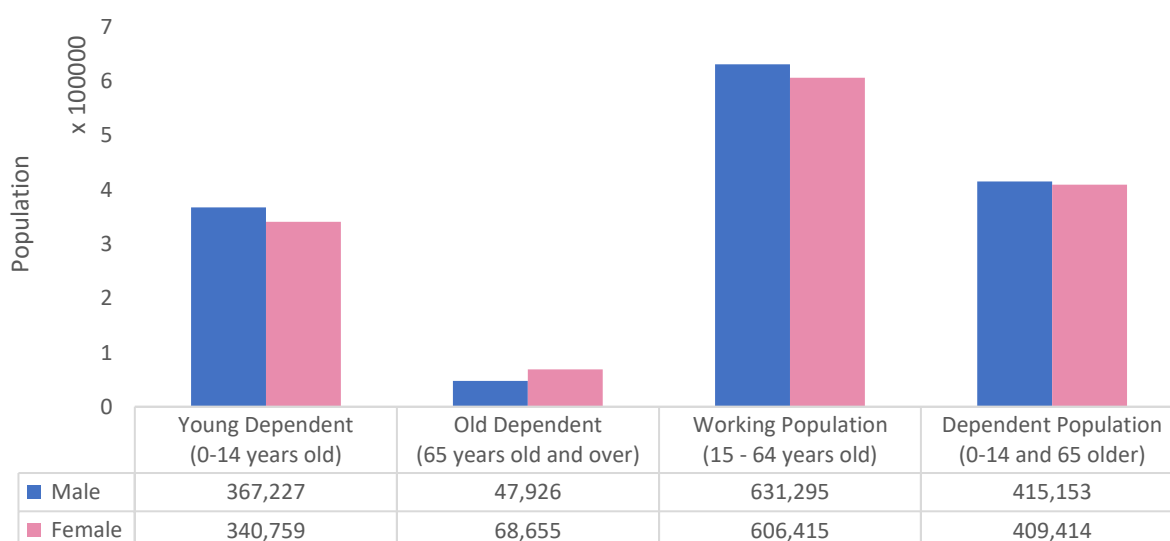
Dependency Ratio



There are more old dependent women in Camarines Sur in 2020

Dependency ratio is described as the ratio of the dependent population to the working population. In 2020, the female young dependency ratio was 56 female dependents per 100 female working population while there were 58 young male dependents per 100 working males. This means that there were more young male ages 0 to 14 who depend on the working population ages 15 to 64. On the other hand, Camarines Sur had more old female dependents with 11 dependents per 100 working female population compared to eight old male dependents per 100 working males. Moreover, there were more working and dependent male population.

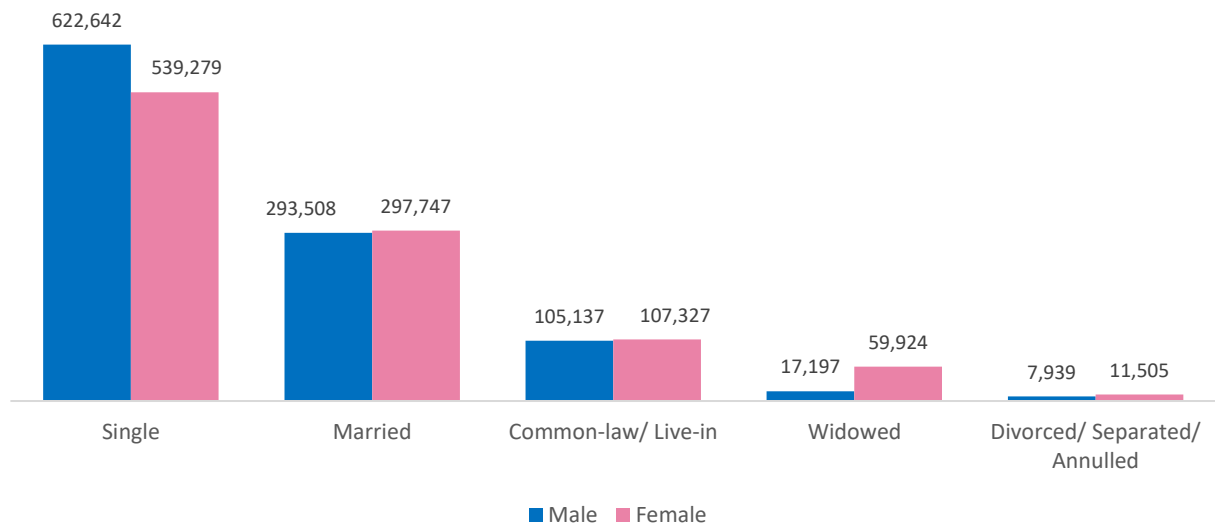
Figure 2. Household Population by Working/Dependents Age Group and by Sex, Camarines Sur, 2020



Source: Philippine Statistics Authority, 2020 Census of Population and Housing

Marital Status

Figure 3. Distribution of Household Population by Marital Status and Sex, Camarines Sur: 2020

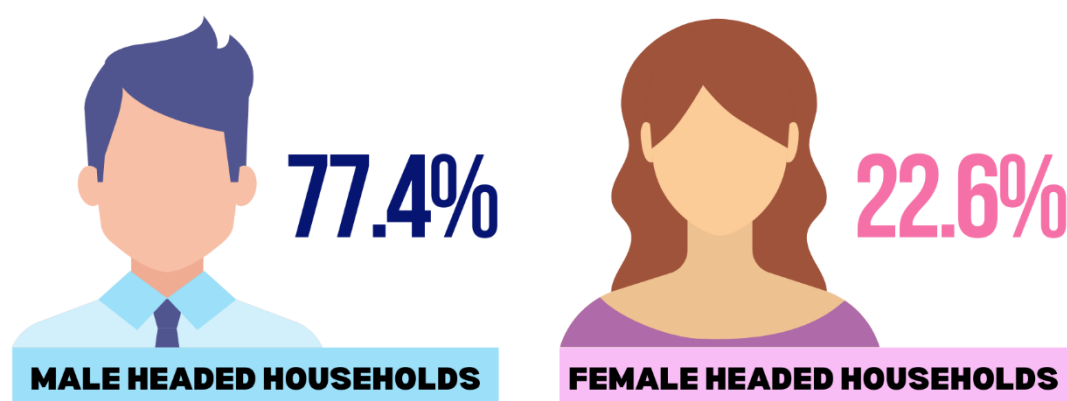


Source: Philippine Statistics Authority, 2020 Census of Population and Housing

There are more single males than females in Camarines Sur in 2020

Among the total number of household population in Camarines Sur in 2020, 53.6 percent were never married men while never married women comprise 46.4 percent of the total household population. For legally married individuals, there were more women at 50.4 percent compared to 49.6 percent for men. Additionally, more women were categorized as widowed, divorced, or separated, and common-law or live-in status.

Household Head



Source: Philippine Statistics Authority, 2020 Census of Population and Housing

Of the 455,276 households in Camarines Sur in 2020, 77.4 percent or 352,315 households were headed by males while 22.6% or 102,961 households were headed by females. The household head is an adult member of the household, male or female who is responsible for the organization and care of the household, or who is regarded as such by the members of the household.

EDUCATION

Figure 4. Basic Literacy Rate by Sex, Camarines Sur, 2020



Source: Philippine Statistics Authority, 2020 Census of Population and Housing

out of 901 thousand females were literate. On the other hand, there were also 46,831 illiterate and 25,601 of which were males and 21,230 were female.

Literacy

Literacy rate for women stands at 97.6 percent

In 2020, Camarines Sur recorded a basic literacy rate of 97.6 percent for women which is slightly higher than that of men with 97.2 percent for household population ten years old and over. 898 thousand out of 924 thousand males were literate while 880 thousand

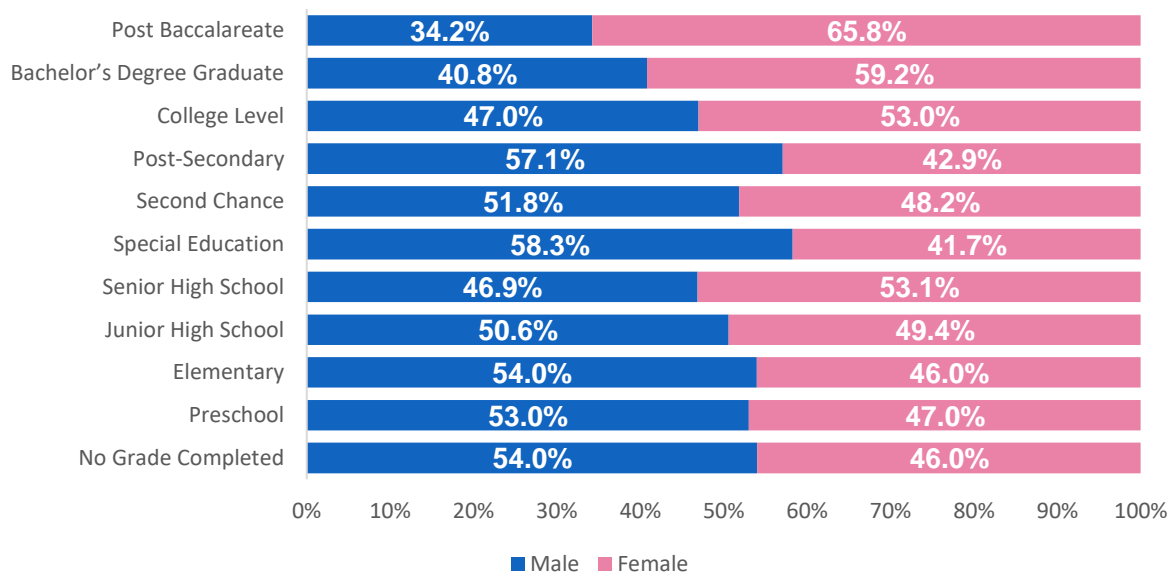
Highest Educational Attainment

More women in Camarines Sur attain higher levels of education.

Majority of academic degree holders were women with 110 thousand or 59.2 percent compared to men with 76 thousand or 40.8 percent. This is also the case for post-baccalaureate studies with more than four thousand women which is almost half of the number of men at 2,124.

It can be observed that the household population five years and over in Camarines Sur in 2020 have highly concentrated highest educational attainment on high school and elementary comprising 73.2 percent of the population. Furthermore, there were more men whose educational attainment were from lower pre-school to junior high school.

Figure 5. Highest Educational Attainment by Sex, Camarines Sur: 2020



Source: Philippine Statistics Authority, 2020 Census of Population and Housing

EMPLOYMENT



Gainful Workers

More than thirty percent of gainful workers are women

In 2015, Camarines Sur had a total share of women gainful workers at 31.5 percent and 68.5 percent for men.

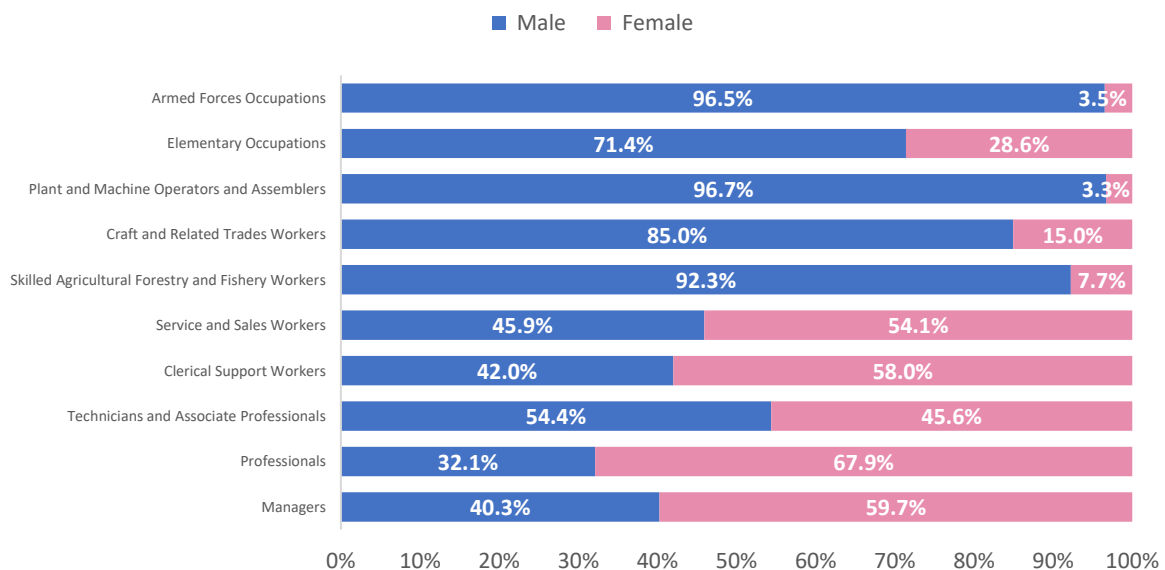
A person is considered as gainful worker or usually working most of the time during the past 12 months if he/she

worked for at least 10 hours a week for six (6) months (or 26 weeks) or longer, including vacation or sick leave.

The most common type of occupation group among females were Elementary Occupations at 25.6 percent, Service and Sales Workers at 23.4 percent, followed by Managers and Professionals at 15.1 percent and 12.4 percent, respectively. For males, higher percentage of gainful workers were Elementary Occupations at 29.5 percent, Skilled Agricultural Forestry and Fishery Workers at 27.4 percent, and Craft and Related Trades Workers at 10.5 percent.

The major occupation groups dominated by women includes Professionals, Managers, Clerical Support Workers, and Service and Sales Workers. Conversely, majority of workers in Armed Forces, Elementary Occupations, Plant and Machine Operators and Assemblers, Craft and Related Trade Workers, Skilled Agricultural Forestry and Fishery Workers, and Technicians and Associate Professionals were men.

Figure 6. Gainful Workers 15 years old and over by Major Occupation Group, and by Sex, Camarines Sur, 2015

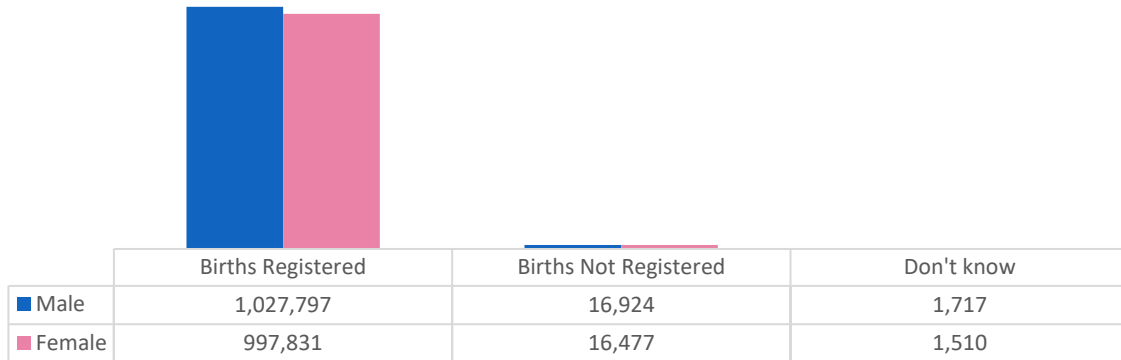


Source: Philippine Statistics Authority, 2015 Census of Population

BIRTH REGISTRATION

Birth Registration Status

Figure 7. Birth Registration Status by Sex, Camarines Sur: 2020



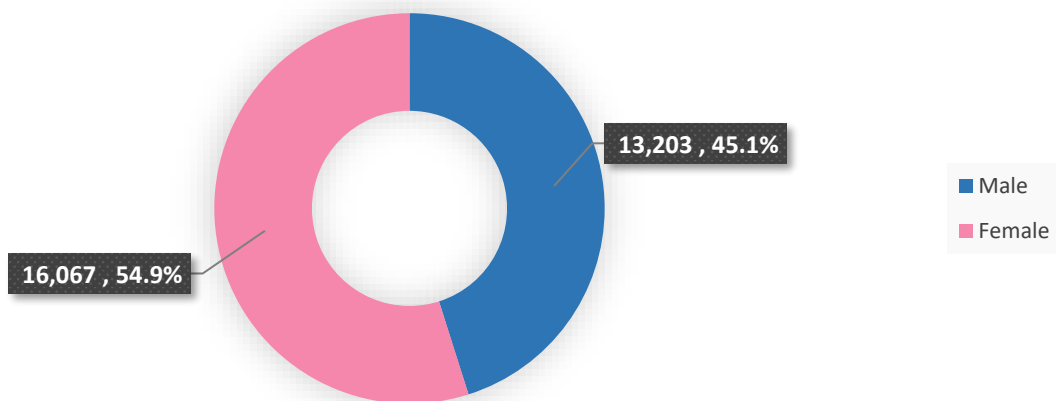
Source: Philippine Statistics Authority, 2020 Census of Population and Housing

More than 16 thousand females have unregistered births

A total of 33 thousand individuals were recorded to have not registered their births in 2020 and 16,477 of which were females while 16,924 were males. Among the two million registered individuals, 49.3 percent were females while 50.7 percent were males.

OVERSEAS WORKERS

Figure 8. Overseas Filipino Workers by Sex, Camarines Sur: 2020



Source: Philippine Statistics Authority, 2020 Census of Population and Housing

Fifty-five percent of Overseas Filipino Workers are female

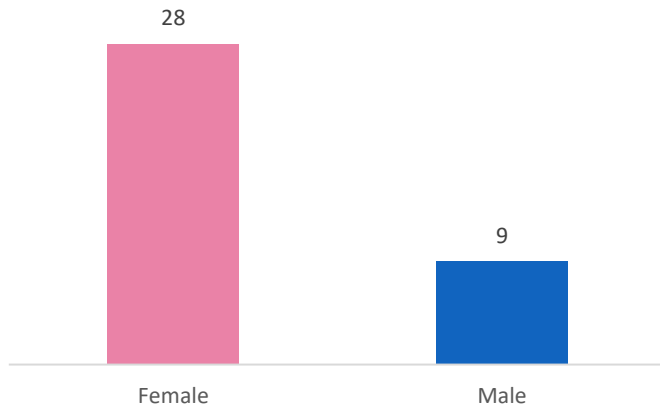
In 2020, the number of overseas Filipino workers exceeded 29 thousand. This comprise of 54.9 percent females or 16,067 individuals and 45.1 percent or 13,203 male overseas workers.

City/Municipal Civil Registrars

28 out of the 37 City/Municipal Civil Registrars in Camarines Sur are women

As of March 2024, the number of female city/municipal civil registrars in Camarines Sur were greater than that of male. There were 28 female civil registrars or 75.7 percent while male takes up 24.3 percent with a total of 9 civil registrars.

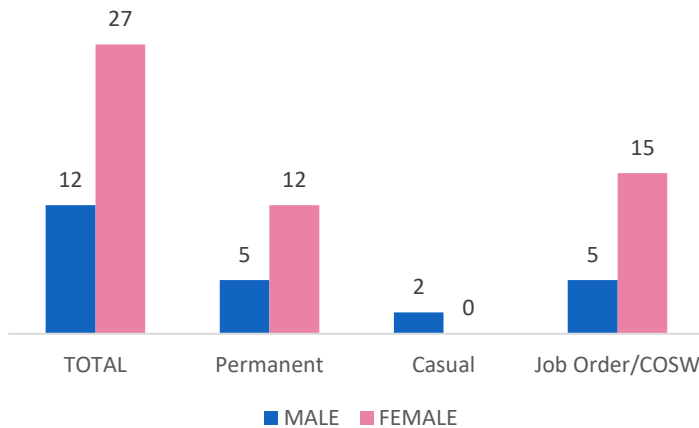
Figure 9. Number of City/Municipal Civil Registrars by Sex, Camarines Sur, March 2024



Source: Philippine Statistics Authority

Personnel Complement

Figure 10. PSA Personnel by Employment Status and by Sex, Camarines Sur: March 2024



Source: Philippine Statistics Authority

Seventy percent of PSA CamSur personnel are women

Among the current 39 PSA Camarines Sur employees, 69.2 percent were women while 30.8 percent were men.

For permanent employees, 12 out of 17 were women and the remaining five were men. Moreover, there are two male employees with casual status of employment. For Job Order and Contract of Service Workers, 15 of 20 or 75.0 percent were female while there were five or 25 percent for male.

RAUL P. ASPE JR.
Officer-in-Charge
Supervising Statistical Special