



# SPECIAL RELEASE

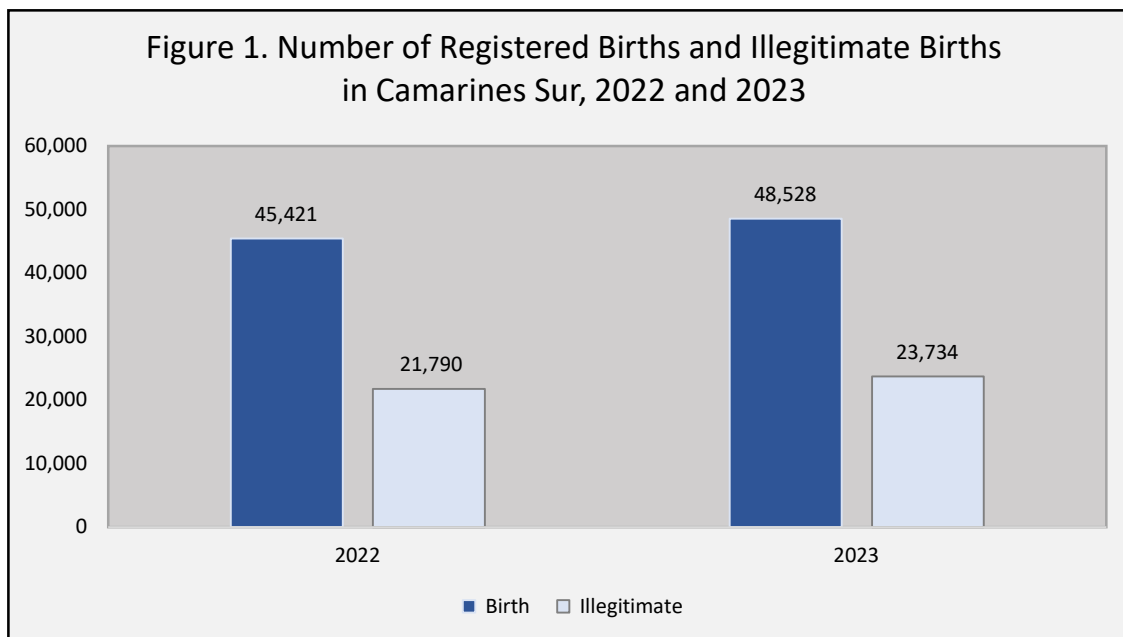
## Status of Illegitimate Children of Camarines Sur, 2023

**Date of Release:** May 20, 2024  
**Reference No.** 2024-066

### 48.91 Percent of the Registered Births in Camarines Sur are Illegitimate

In 2023, 23,734 or 48.91 percent of the 48,528 registered births in Camarines Sur are illegitimate. This shows about ten percent increase from 2022, where 21,790 or 47.97 percent of the 45,421 registered births are illegitimate.

Figure 1 shows the number of registered births and illegitimate births in Camarines Sur for the years 2022 and 2023.

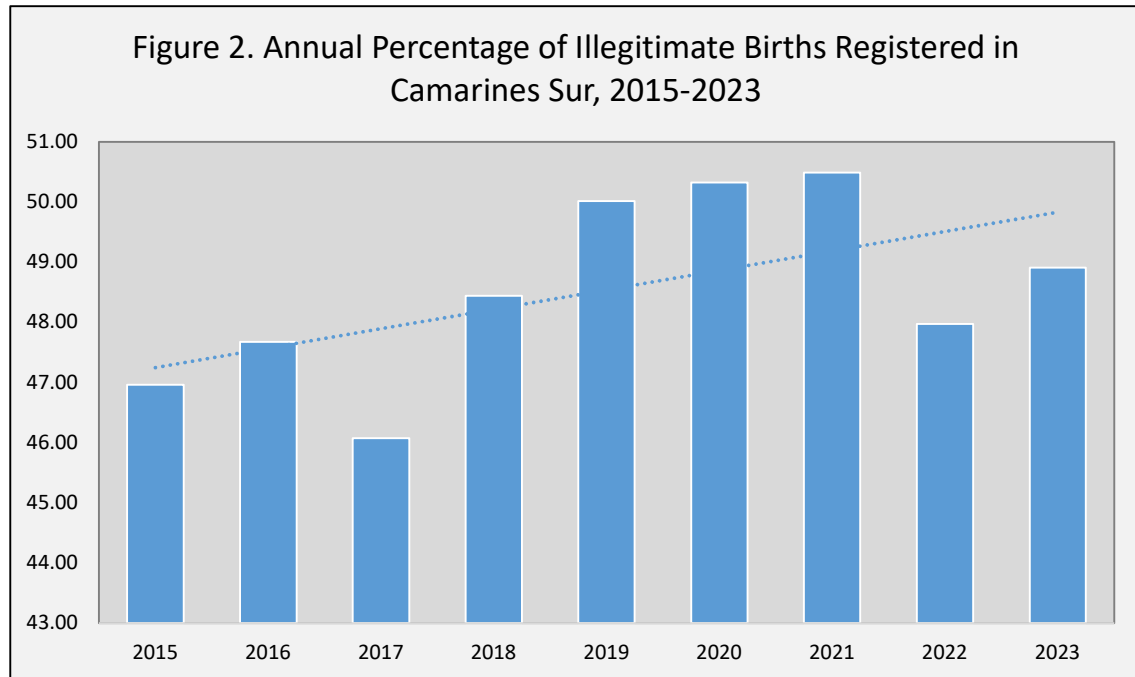


Source: Philippine Statistics Authority Camarines Sur, Birth Statistics (Preliminary Results)

According to Article 165 of the Family Code of the Philippines, “*children conceived and born outside a valid marriage are illegitimate.*” Children born of couples who are not legally married, or of common-law marriages, and/or children born of couples below 18, whether they are married (which marriage is void) or not, are considered illegitimate.

From year 2015 to 2021, the number of illegitimate births is continuously increasing, from 46.96 percent in 2015 to 50.49 percent in 2021. Nevertheless, there is a sudden decrease in illegitimate births in 2022 with 47.97 percent. About 212 thousand registered children in Camarines Sur from 2015 to 2023 were born out of wedlock.

Figure 2 shows the Annual Percentage of illegitimate births recorded from 2015 to 2023



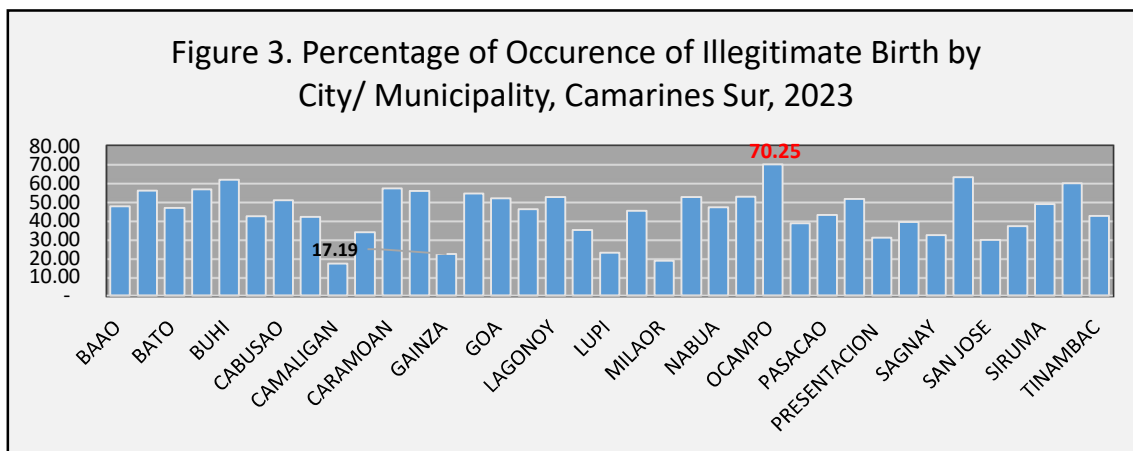
Source: Philippine Statistics Authority Camarines Sur, Birth Statistics (Preliminary Results)

### Ocampo Records the Highest Proportion of illegitimate Births in 2023

The highest proportion of illegitimate births in 2023 was registered in Ocampo with 70.25 percent or 536 out of the 763 registered births, while the least was registered in the municipality of Camaligan with 17.19 percent or 11 illegitimate births out of 64 registered births.

Other municipalities with highest proportion of illegitimate births are San Fernando with 63.35 percent, and Buhi with 62.11 percent. Meanwhile, the municipality of Milaor recorded the second lowest proportion of illegitimate birth at 18.75 percent, followed by the municipality of Gainza with 22.33 percent.

Figure 3 compares the percentage of illegitimate births in the cities/municipalities of the province.

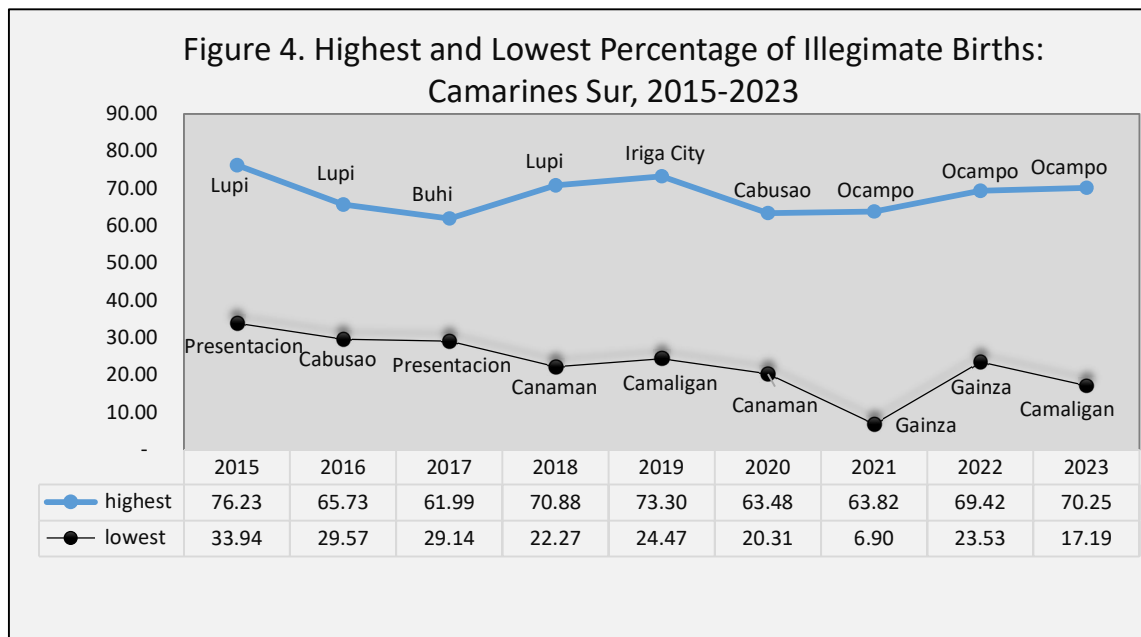


Source: Philippine Statistics Authority Camarines Sur, Birth Statistics (Preliminary Results)

**Lupi Holds the Highest Percentage of Proportion of Illegitimate Births Recorded in 2015 at 76.23 Percent**

In 2015, 76.23 percent of the births recorded in Lupi are illegitimate. This is the highest percentage of proportion of illegitimate births recorded in the province from 2015 to 2023. Gainza, on the other hand, recorded the lowest percentage of proportion of illegitimate births with 6.90 percent in 2021.

Figures 4 shows the comparison of highest and lowest percentage of proportion of illegitimate births in the province from 2015 to 2023.




Source: Philippine Statistics Authority Camarines Sur, Birth Statistics (Preliminary Results)

## Thirty-one Percent of Illegitimate Births are Recorded in Naga City

Of the 35 municipalities and two cities in Camarines Sur, Naga City recorded the highest number of illegitimate births for 2023 with 7,399 or 31.17 percent of the total illegitimate births in the province, considering the presence of most hospitals in the city. This was followed by Goa with 1,098 illegitimate births or 4.63 percent to the total and Cabusao was third with 1,087 or 4.58 percent share.

**Table 1. Number of Illegitimate Births in Camarines Sur  
by City/Municipality, 2023**

Municipality	No. of Illegitimate Births	Percent (%)	Municipality	No. of Illegitimate Births	Percent (%)
Baao	710	47.84	Magarao	100	45.45
Balatan	481	56.26	Milaor	18	18.75
Bato	400	46.84	Minalabac	290	52.63
Bombon	225	56.96	Nabua	552	47.26
Buhi	926	62.11	Naga City	7,399	53.10
Bula	437	42.51	Ocampo	536	70.25
Cabusao	1087	51.06	Pamplona	276	38.71
Calabanga	347	42.01	Pasacao	449	43.26
Camaligan	11	17.19	Pili (Capital)	495	51.72
Canaman	41	33.88	Presentacion	192	30.92
Caramoan	923	57.36	Ragay	588	39.33
Del Gallego	393	56.14	Sagnay	247	32.46
Gainza	23	22.33	San Fernando	102	63.35
Garchitorea	603	54.57	San Jose	222	29.80
Goa	1,098	51.99	Sipocot	592	37.19
Iriga City	960	46.24	Siruma	170	48.99
Lagonoy	629	52.64	Tigaon	712	60.19
Libmanan	512	35.16	Tinambac	855	42.77
Lupi	133	22.89	<b>CAMARINES SUR</b>	<b>23,734</b>	<b>48.91</b>

  
**RAUL P. ASPE JR.**  
 Supervising Statistical Specialist  
 Officer-in-charge

PSA Building  
 #774 Panganiban Drive, Naga City  
 Tel No. (054)871-5872