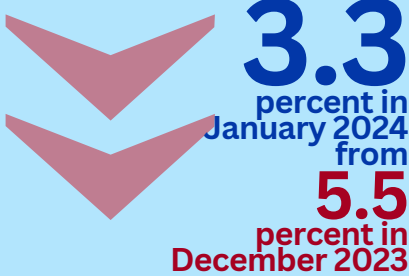


ALBAY INFLATION RATE AND PURCHASING POWER OF PESO FOR ALL INCOME HOUSEHOLDS JANUARY 2024 (2018=100)

Inflation Rate



Purchasing Power of Peso



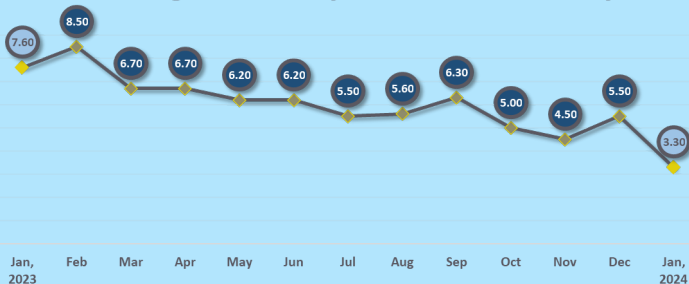
ALL ITEMS

Major Commodity Group

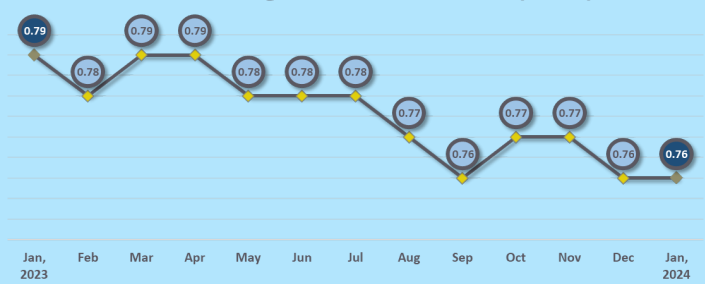
Legend: **December 2023** (red)
January 2024 (blue)



Average Monthly Inflation in Albay



Purchasing Power of Peso (PPP)



Technical Notes:

Consumer Price Index

The CPI is an indicator of the changes in the average retail prices of a fixed basket of goods and services commonly purchased by households relative to a base year.

Purchasing Power of Peso

Shows how much the peso in the base period is worth in the current period. It is computed as the reciprocal of the CPI for the period under review multiplied by 100.

Inflation Rate

is the rate of change of the CPI expressed in percent. Inflation is interpreted in terms of declining purchasing power of peso.