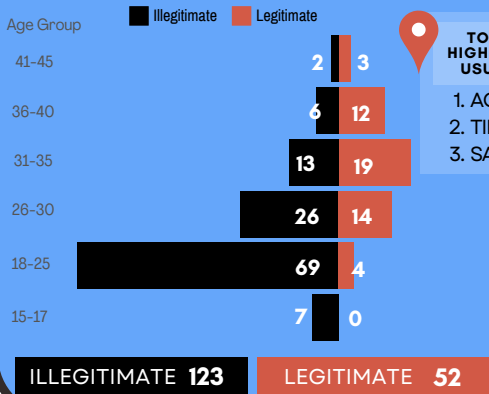


Preliminary 2024 Vital Statistics: Baras

Birth Statistics

ACTUAL BIRTHS, BY LEGITIMACY STATUS AND AGE-GROUP OF MOTHER



TOP 3 BARANGAY IN BARAS WITH HIGHEST SHARE OF ACTUAL BIRTH BY USUAL RESIDENCE OF THE MOTHER

1. AGBAN 9% (16)
2. TILOD 8% (14)
3. SAN MIGUEL 7% (13)

ACTUAL BIRTH BY PLACE TYPE

1. HOSPITAL 99% (174)
2. HOME 1% (1)

ACTUAL BIRTH

MALE 97 FEMALE 78

175

*Whose mother's usual residence is Baras

331
155

TOTAL REGISTERED BIRTH WHOSE MOTHER'S USUAL RESIDENCE IS BARAS

TOTAL REGISTERED BIRTH OCCURRED IN BARAS

The actual number of births in 2024 is based on the residence of mothers living in Baras, while registered births are counted based on where the birth occurred or was registered in Baras. Registered figures seems higher due to late registrations.



45

ACTUAL MARRIAGE

47

REGISTERED MARRIAGE

23 Y/O
YOUNGEST GROOM

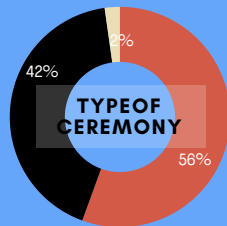
20 Y/O
YOUNGEST BRIDE

51 Y/O
OLDEST GROOM

47 Y/O
OLDEST BRIDE

Marriage Statistics

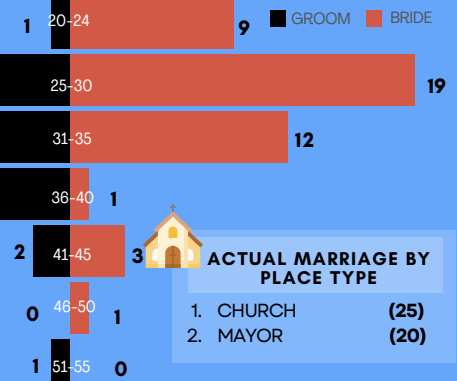
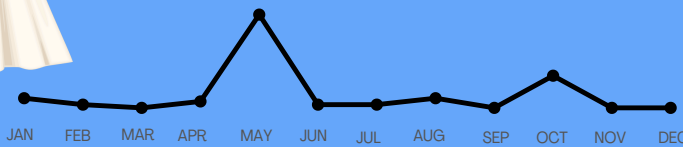
MARRIAGES BY AGE-GROUP



TYPE OF CEREMONY

- ROMAN CATHOLIC
- CIVIL
- OTHER RELIGIOUS RITES

MONTHLY MARRIAGES



ACTUAL MARRIAGE BY PLACE TYPE

1. CHURCH (25)
2. MAYOR (20)

TOP BARANGAYS WITH HIGHEST DEATHS BY USUAL RESIDENCE



Death Statistics

ACTUAL DEATHS

MALE 55 FEMALE 40

95

*Whose deceased residence is Baras

95

TOTAL REGISTERED DEATHS WHOSE DECEASED RESIDENCE IS BARAS

55

TOTAL REGISTERED DEATHS OCCURRED IN BARAS



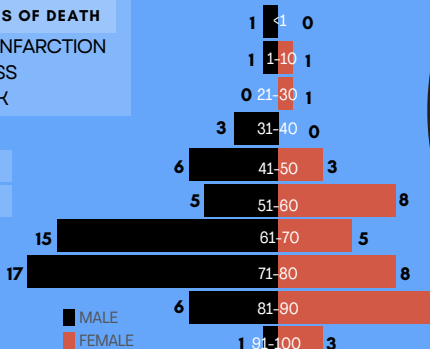
TOP 3 IMMEDIATE CAUSES OF DEATH

1. ACUTE MYOCARDIAL INFARCTION
2. RESPIRATORY DISTRESS
3. HYPOVOLEMIC SHOCK

INFANT DEATH - 2

SUICIDE - 1

DEATHS BY AGE-GROUP



The actual number of deaths in 2024 is based on the residence of the deceased, while registered births are counted based on where the death occurred or was registered in Baras. Registered figures seems higher due to late registrations.

