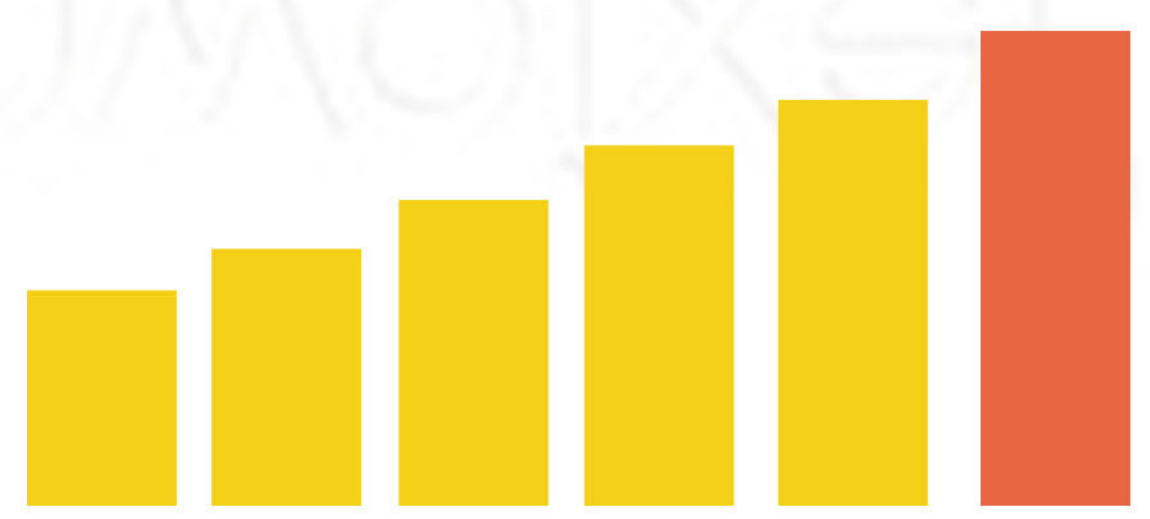


POPULATION STATISTICS as of MAY 1, 2020



99,196 ²⁰²⁰ CPH

TOTAL POPULATION



786

persons per sq. km.

POPULATION DENSITY

number of persons per unit of land area
(usually in square kilometers)

2.18



POPULATION GROWTH RATE

based on 2015 - 2020 result

POPULATION BY BARANGAY

TOP 3 MOST POPULOUS

- 1st : **13,339** - San Jose
- 2nd : **7,594** - Caroyroyan
- 3rd : **6,024** - Palestina



TOP 3 LEAST POPULOUS

- 1st : **942** - Old San Roque (Pob.)
- 2nd : **1,249** - Santo Niño
- 3rd : **1,339** - San Antonio (Pob.)

HOUSEHOLD POPULATION

97,994 

TOTAL HOUSEHOLD POPULATION

104  

males for every 100 females

SEX RATIO

 **55 young and 8 old**

63 dependents for every 100 working-age

DEPENDENCY RATIO

 **21,266**

TOTAL NUMBER OF HOUSEHOLDS

 **4.61**
persons

AVERAGE HOUSEHOLD SIZE

 **23**
years old

half of the population was younger than 23 years old

MEDIAN AGE

Household is a social unit consisting of a person or a group of persons who sleep in the same housing unit and have a common arrangement in the preparation and consumption of food.

Source: Philippine Statistics Authority, 2020 Census of Population and Housing

VITAL STATISTICS as of 2022

Total number of registered **BIRTHS**, **MARRIAGES**, and **DEATHS** from January to December 2022



1,015

BIRTHS

or 3 births registered per day



506

MARRIAGES

or 1 marriage registered per day



420

DEATHS

or 1 death registered per day

Source: Philippine Statistics Authority Camarines Sur Provincial Office, 2022 Decentralized Vital Statistics System Preliminary Results