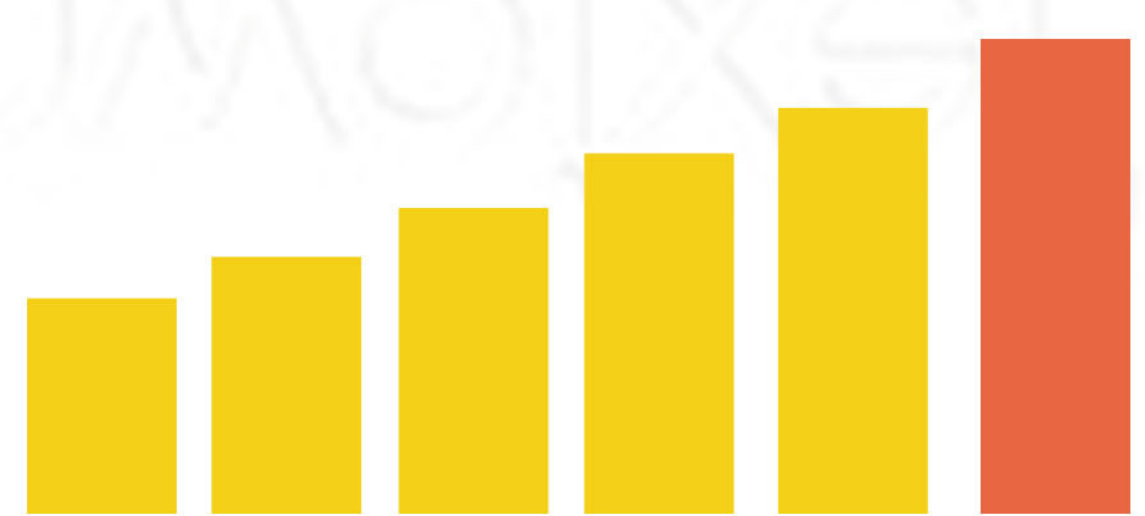


POPULATION STATISTICS as of MAY 1, 2020



22,591 2020 CPH

TOTAL POPULATION



157

persons per sq. km.

POPULATION DENSITY

number of persons per unit of land area
(usually in square kilometers)

1.55



POPULATION GROWTH RATE

based on 2015 - 2020 result

POPULATION BY BARANGAY

TOP 3 MOST POPULOUS

- 1st : **5,234** - Santa Maria (Pob.)
- 2nd : **4,052** - Maangas
- 3rd : **1,468** - Lidong


TOP 3 LEAST POPULOUS

- 1st : **270** - Ayugao
- 2nd : **335** - Tanawan
- 3rd : **537** - Patrocinio

HOUSEHOLD POPULATION

22,581 

TOTAL HOUSEHOLD POPULATION

105  

males for every 100 females

SEX RATIO



65 young and 10 old

75

dependents for every 100 working-age

DEPENDENCY RATIO



4,691


TOTAL NUMBER OF HOUSEHOLDS



4.81

persons

AVERAGE HOUSEHOLD SIZE



20.5

years old

half of the population was younger than 20.5 years old

MEDIAN AGE

Household is a social unit consisting of a person or a group of persons who sleep in the same housing unit and have a common arrangement in the preparation and consumption of food.

Source: Philippine Statistics Authority, 2020 Census of Population and Housing

VITAL STATISTICS as of 2022

Total number of registered **BIRTHS**, **MARRIAGES**, and **DEATHS** from January to December 2022



463

BIRTHS

or 1 birth registered per day



75

MARRIAGES

or 1 marriage registered per week



110

DEATHS

or 2 deaths registered per week

Source: Philippine Statistics Authority Camarines Sur Provincial Office, 2022 Decentralized Vital Statistics System Preliminary Results