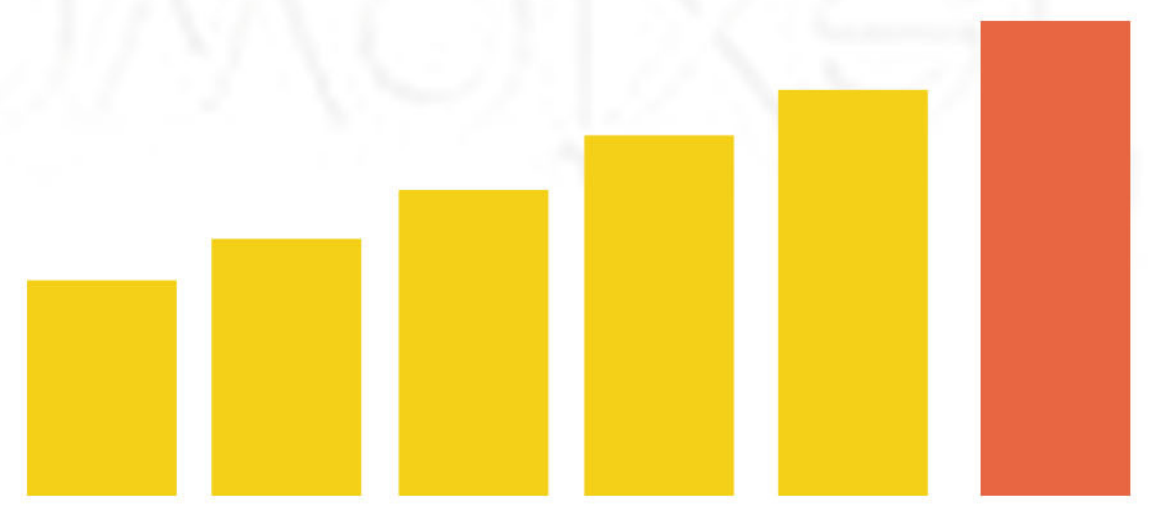


POPULATION STATISTICS as of MAY 1, 2020



59,770 ²⁰²⁰ CPH

TOTAL POPULATION



149

persons per sq. km.

POPULATION DENSITY

number of persons per unit of land area
(usually in square kilometers)

0.56



POPULATION GROWTH RATE

based on 2015 - 2020 result

POPULATION BY BARANGAY


TOP 3 MOST POPULOUS

- 1st : **4,346** - Godofredo Reyes Sr.
- 2nd : **3,591** - Liboro
- 3rd : **3,126** - F. Simeon (Pugod)


TOP 3 LEAST POPULOUS

- 1st : **381** - Inandawa
- 2nd : **460** - Agao-ao
- 3rd : **596** - Apale

HOUSEHOLD POPULATION

59,766 

TOTAL HOUSEHOLD POPULATION

103  

males for every 100 females

SEX RATIO

 **60 young and 9 old**

69 dependents for every 100 working-age

DEPENDENCY RATIO

 **14,112**

TOTAL NUMBER OF HOUSEHOLDS

 **4.24**
persons

AVERAGE HOUSEHOLD SIZE

 **22.2**
years old

half of the population was younger than 22.2 years old

MEDIAN AGE

Household is a social unit consisting of a person or a group of persons who sleep in the same housing unit and have a common arrangement in the preparation and consumption of food.

Source: Philippine Statistics Authority, 2020 Census of Population and Housing

VITAL STATISTICS as of 2022

Total number of registered **BIRTHS**, **MARRIAGES**, and **DEATHS** from January to December 2022



1,197

BIRTHS

or 3 births registered per day



255

MARRIAGES

or 1 marriage registered per day



332

DEATHS

or 1 death registered per day

Source: Philippine Statistics Authority Camarines Sur Provincial Office, 2022 Decentralized Vital Statistics System Preliminary Results