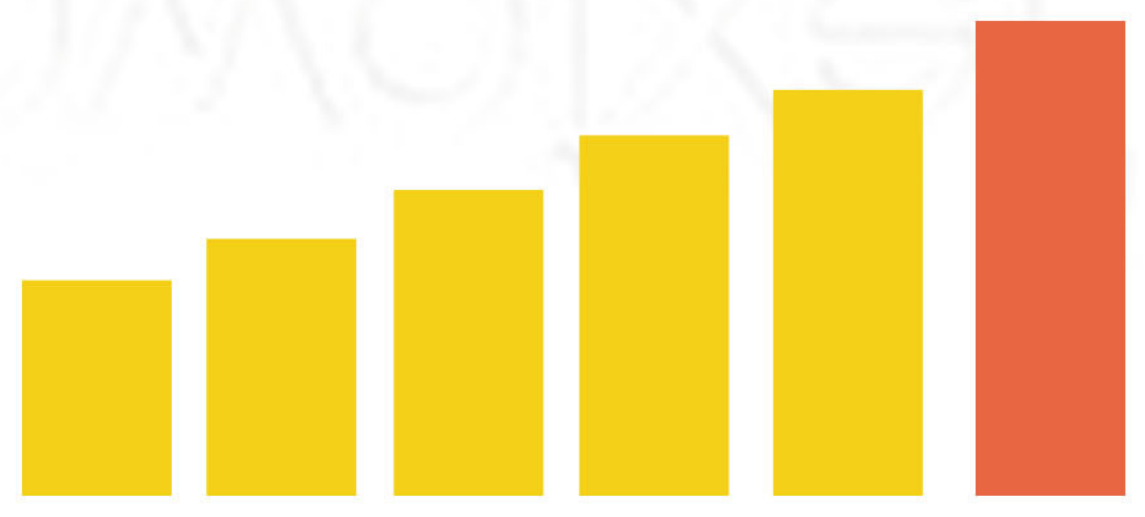


POPULATION STATISTICS as of MAY 1, 2020



38,626 2020 CPH

TOTAL POPULATION



538

persons per sq. km.

POPULATION DENSITY

number of persons per unit of land area
(usually in square kilometers)

1.94



POPULATION GROWTH RATE

based on 2015 - 2020 result

POPULATION BY BARANGAY


TOP 3 MOST POPULOUS

- 1st : **6,140** - Pamukid
- 2nd : **3,323** - Lupi
- 3rd : **2,944** - Beberon



TOP 3 LEAST POPULOUS

- 1st : **577** - Calascagas
- 2nd : **666** - Bocal
- 3rd : **671** - Tagpocol

HOUSEHOLD POPULATION

38,497 

TOTAL HOUSEHOLD POPULATION

104  

males for every 100 females

SEX RATIO

 **55 young and 9 old**

64 dependents for every 100 working-age

DEPENDENCY RATIO

 **8,313**

TOTAL NUMBER OF HOUSEHOLDS

 **4.63**
persons

AVERAGE HOUSEHOLD SIZE

 **23.2**
years old

half of the population was younger than 23.2 years old

MEDIAN AGE

Household is a social unit consisting of a person or a group of persons who sleep in the same housing unit and have a common arrangement in the preparation and consumption of food.

Source: Philippine Statistics Authority, 2020 Census of Population and Housing

VITAL STATISTICS as of 2022

Total number of registered **BIRTHS**, **MARRIAGES**, and **DEATHS** from January to December 2022



239

BIRTHS

or 5 births registered per week



134

MARRIAGES

or 3 marriages registered per week



138

DEATHS

or 3 deaths registered per week

Source: Philippine Statistics Authority Camarines Sur Provincial Office, 2022 Decentralized Vital Statistics System Preliminary Results