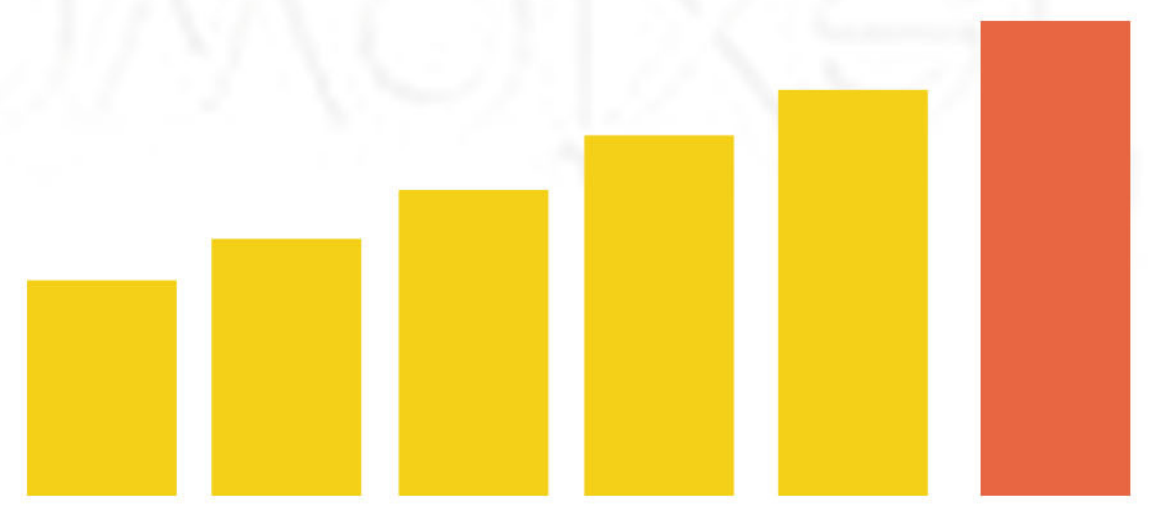


POPULATION STATISTICS as of MAY 1, 2020



68,169 ²⁰²⁰ CPH

TOTAL POPULATION



280

persons per sq. km.

POPULATION DENSITY

number of persons per unit of land area
(usually in square kilometers)

1.05



POPULATION GROWTH RATE

based on 2015 - 2020 result

POPULATION BY BARANGAY


TOP 3 MOST POPULOUS

- 1st : **6,567** - South Centro (Pob.)
- 2nd : **3,869** - Calagbangan
- 3rd : **3,560** - North Centro (Pob.)


TOP 3 LEAST POPULOUS

- 1st : **375** - Salanda
- 2nd : **428** - Manlubang
- 3rd : **489** - Cabuyao

HOUSEHOLD POPULATION

67,968 

TOTAL HOUSEHOLD POPULATION

103  

males for every 100 females

SEX RATIO

 **58 young and 9 old**

67 dependents for every 100 working-age

DEPENDENCY RATIO

 **15,678**

TOTAL NUMBER OF HOUSEHOLDS

 **4.34**
persons

AVERAGE HOUSEHOLD SIZE

 **22.6**
years old

half of the population was younger than 22.6 years old

MEDIAN AGE

Household is a social unit consisting of a person or a group of persons who sleep in the same housing unit and have a common arrangement in the preparation and consumption of food.

Source: Philippine Statistics Authority, 2020 Census of Population and Housing

VITAL STATISTICS as of 2022

Total number of registered **BIRTHS**, **MARRIAGES**, and **DEATHS** from January to December 2022



1,424

BIRTHS

or 4 births registered per day



340

MARRIAGES

or 7 marriages registered per week



296

DEATHS

or 6 deaths registered per week

Source: Philippine Statistics Authority Camarines Sur Provincial Office, 2022 Decentralized Vital Statistics System Preliminary Results