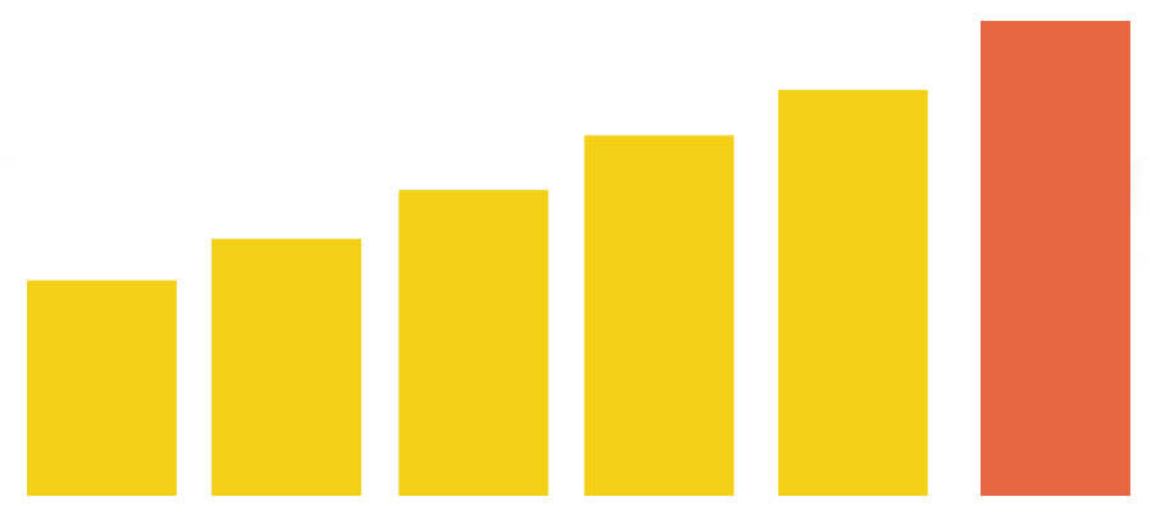


POPULATION STATISTICS as of MAY 1, 2020



81,306 ²⁰²⁰ CPH

TOTAL POPULATION



330

persons per sq. km.

POPULATION DENSITY

number of persons per unit of land area
in square kilometers

1.11



POPULATION GROWTH RATE

based on 2015 - 2020 result

POPULATION BY BARANGAY

TOP 3 MOST POPULOUS

- 1st : **6,159** - Santa Justina
- 2nd : **4,577** - Sagrada Familia
- 3rd : **4,375** - Tambo


TOP 3 LEAST POPULOUS

- 1st : **444** - Namurabod
- 2nd : **480** - Amlongan (Del Rosario)
- 3rd : **708** - Labawon (Santa Teresita)

HOUSEHOLD POPULATION

81,277 

TOTAL HOUSEHOLD POPULATION

103  

males for every 100 females

SEX RATIO



58 young and 11 old

69

dependents for every
100 working-age

DEPENDENCY RATIO



18,796


TOTAL NUMBER OF HOUSEHOLDS



4.32

persons

AVERAGE HOUSEHOLD SIZE



22.6

years old

half of the population was
younger than 22.6 years old

MEDIAN AGE

Household is a social unit consisting of a person or a group of persons who sleep in the same housing unit and have a common arrangement in the preparation and consumption of food.

Source: Philippine Statistics Authority, 2020 Census of Population and Housing

VITAL STATISTICS as of 2022

Total number of registered **BIRTHS**, **MARRIAGES**, and **DEATHS** from January to December 2022



1,539

BIRTHS

or 4 births
registered per day



518

MARRIAGES

or 10 marriages
registered per week



409

DEATHS

or 8 deaths
registered per week

Source: Philippine Statistics Authority Camarines Sur Provincial Office, 2022 Decentralized Vital Statistics System Preliminary Results