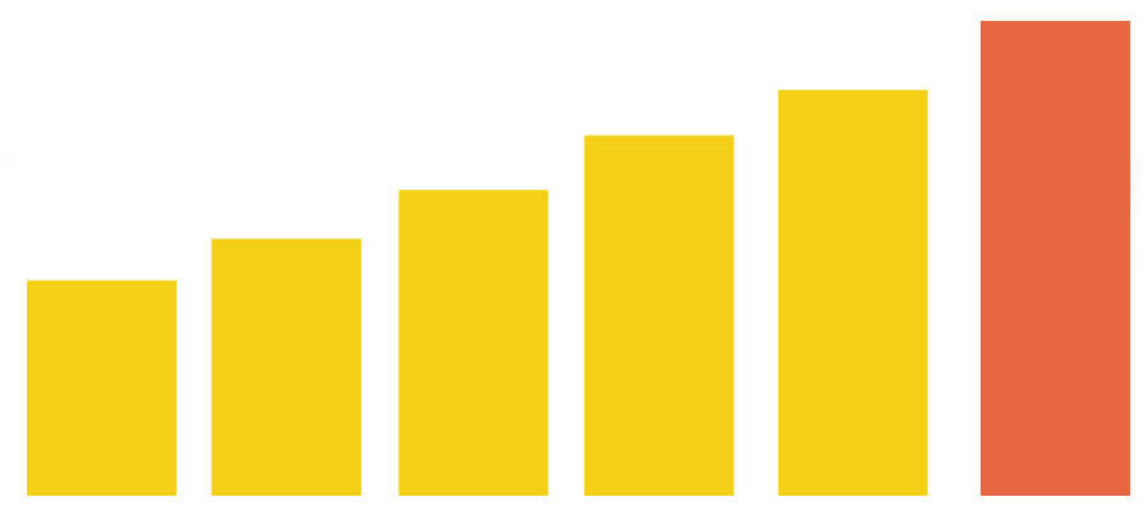


POPULATION STATISTICS as of MAY 1, 2020



73,143 ²⁰²⁰ CPH

TOTAL POPULATION



436

persons per sq. km.

POPULATION DENSITY

number of persons per unit of land area
in square kilometers

1.10



POPULATION GROWTH RATE

based on 2015 - 2020 result

POPULATION BY BARANGAY

TOP 3 MOST POPULOUS

- 1st : **7,002** - Palsong
- 2nd : **5,569** - Fabrica
- 3rd : **4,281** - Casugad



TOP 3 LEAST POPULOUS

- 1st : **645** - San Roque Heights
- 2nd : **649** - Kinalabasahan
- 3rd : **782** - Taisan

HOUSEHOLD POPULATION

73,088 

TOTAL HOUSEHOLD POPULATION

105  

males for every 100 females

SEX RATIO

 **62 young and 10 old**

72 dependents for every
100 working-age

DEPENDENCY RATIO

 **15,468**

TOTAL NUMBER OF HOUSEHOLDS

 **4.73**
persons

AVERAGE HOUSEHOLD SIZE

 **21.6**
years old

half of the population was
younger than 21.6 years old

MEDIAN AGE

Household is a social unit consisting of a person or a group of persons who sleep in the same housing unit and have a common arrangement in the preparation and consumption of food.

Source: Philippine Statistics Authority, 2020 Census of Population and Housing

VITAL STATISTICS as of 2022

Total number of registered **BIRTHS**, **MARRIAGES**, and **DEATHS** from January to December 2022



940

BIRTHS

or 3 births
registered per day



341

MARRIAGES

or 7 marriages
registered per week



364

DEATHS

or 7 deaths
registered per week

Source: Philippine Statistics Authority Camarines Sur Provincial Office, 2022 Decentralized Vital Statistics System Preliminary Results