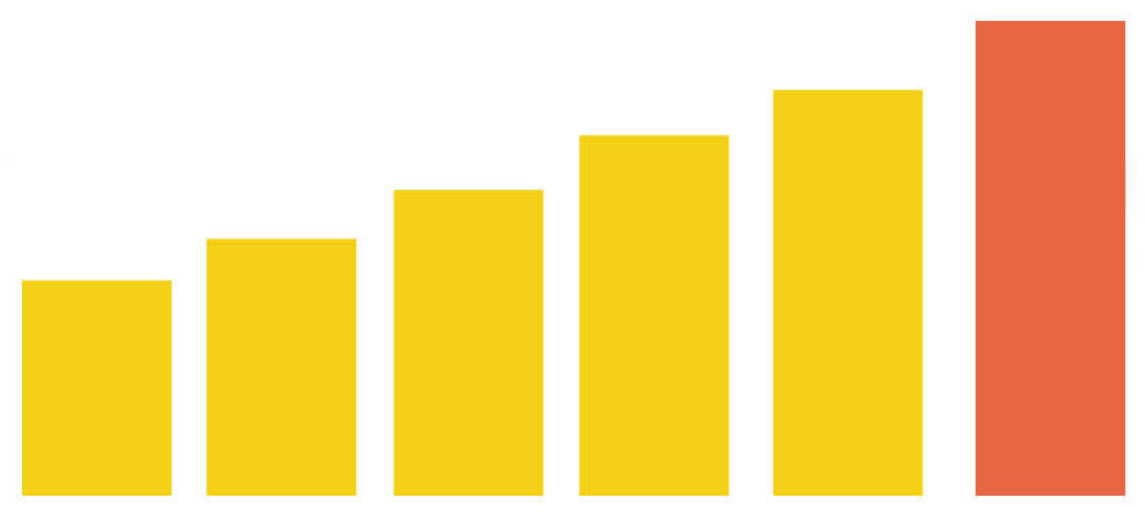


POPULATION STATISTICS as of MAY 1, 2020



36,205 ²⁰²⁰ CPH

TOTAL POPULATION



837

persons per sq. km.

POPULATION DENSITY

number of persons per unit of land area
in square kilometers

1.20



POPULATION GROWTH RATE

based on 2015 - 2020 result

POPULATION BY BARANGAY

TOP 3 MOST POPULOUS

- 1st : **3,744** - Del Rosario
- 2nd : **3,192** - San Agustin
- 3rd : **3,166** - San Vicente



TOP 3 LEAST POPULOUS

- 1st : **241** - San Juan
- 2nd : **481** - San Jose East
- 3rd : **509** - Fundado

HOUSEHOLD POPULATION

36,163 

TOTAL HOUSEHOLD POPULATION

103  

males for every 100 females

SEX RATIO

 **49 young and 10 old**

59 dependents for every 100 working-age

DEPENDENCY RATIO

 **8,201**

TOTAL NUMBER OF HOUSEHOLDS

 **4.41**
persons

AVERAGE HOUSEHOLD SIZE

 **24.8**
years old

half of the population was younger than 24.8 years old

MEDIAN AGE

Household is a social unit consisting of a person or a group of persons who sleep in the same housing unit and have a common arrangement in the preparation and consumption of food.

Source: Philippine Statistics Authority, 2020 Census of Population and Housing

VITAL STATISTICS as of 2022

Total number of registered **BIRTHS**, **MARRIAGES**, and **DEATHS** from January to December 2022



126

BIRTHS

or 2 births registered per week



185

MARRIAGES

or 4 marriages registered per week



139

DEATHS

or 3 deaths registered per week

Source: Philippine Statistics Authority Camarines Sur Provincial Office, 2022 Decentralized Vital Statistics System Preliminary Results