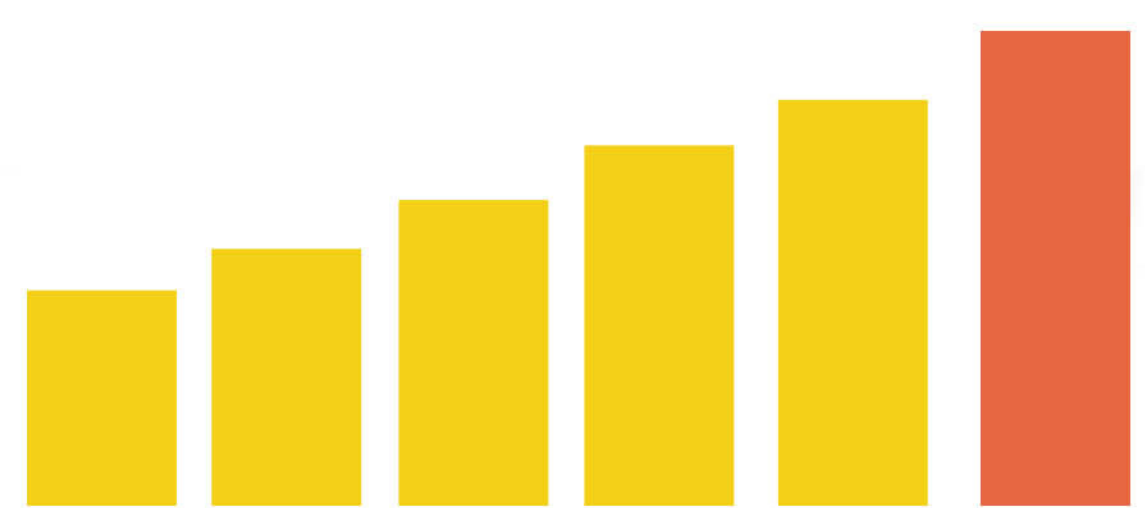


POPULATION STATISTICS as of MAY 1, 2020



29,436 ²⁰²⁰ CPH

TOTAL POPULATION



121

persons per sq. km.

POPULATION DENSITY

number of persons per unit of land area
in square kilometers

1.83



POPULATION GROWTH RATE

based on 2015 - 2020 result

POPULATION BY BARANGAY

TOP 3 MOST POPULOUS

- 1st : **2,713** - Barangay IV (Pob.)
- 2nd : **2,230** - Harrison
- 3rd : **2,163** - Sumaoy



TOP 3 LEAST POPULOUS

- 1st : **539** - Cagamutan
- 2nd : **583** - Dangla
- 3rd : **660** - Salvacion

HOUSEHOLD POPULATION

29,405 

TOTAL HOUSEHOLD POPULATION

107  

males for every 100 females

SEX RATIO

 **72 young and 8 old**

80 dependents for every 100 working-age

DEPENDENCY RATIO

 **6,013**

TOTAL NUMBER OF HOUSEHOLDS

 **4.89**
persons

AVERAGE HOUSEHOLD SIZE

 **19.3**
years old

half of the population was younger than 19.3 years old

MEDIAN AGE

Household is a social unit consisting of a person or a group of persons who sleep in the same housing unit and have a common arrangement in the preparation and consumption of food.

Source: Philippine Statistics Authority, 2020 Census of Population and Housing

VITAL STATISTICS as of 2022

Total number of registered **BIRTHS**, **MARRIAGES**, and **DEATHS** from January to December 2022



913

BIRTHS

or 3 births registered per day



122

MARRIAGES

or 2 marriages registered per week



101

DEATHS

or 2 deaths registered per week

Source: Philippine Statistics Authority Camarines Sur Provincial Office, 2022 Decentralized Vital Statistics System Preliminary Results