


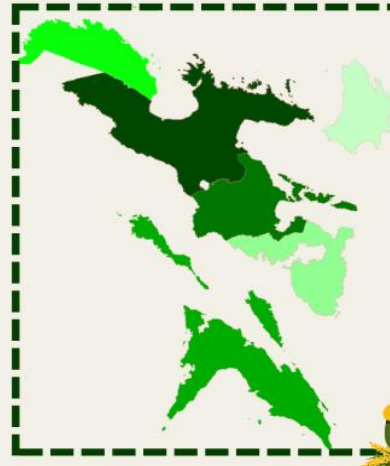
PALAY PRODUCTION IN MASBATE: FIRST QUARTER 2024

Date of Release: 05 November 2024

MASBATE PALAY PRODUCTION

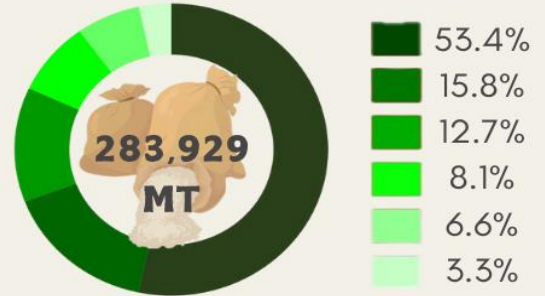


The total volume of palay production in Masbate decreased by 2.2% in the 1st quarter of 2024.



Palay Production in Bicol Region (In Metric Tons): First Quarter 2024

Camarines Sur	151,538.0
Albay	44,954.5
Masbate	36,012.9
Camarines Norte	23,136.4
Sorsogon	18,842.5
Catanduanes	9,444.27



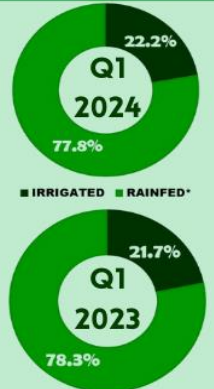
Note: Details may not add up due to rounding.

Masbate remained as the Top 3 producer of palay in Bicol Region in the first quarter of 2024.

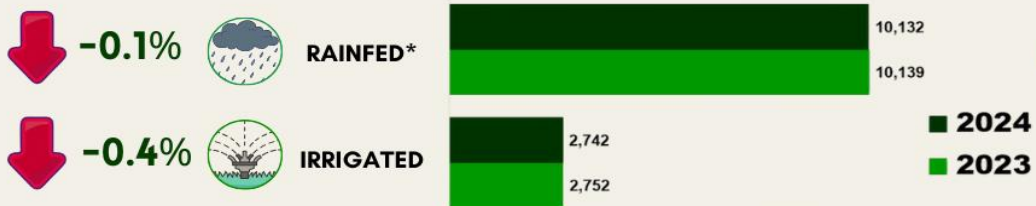
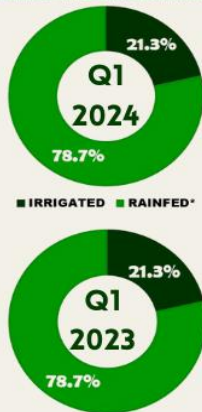
Palay Production by Ecosystem (in Metric Tons): Q1 2024 and Q1 2023



*lowland and upland

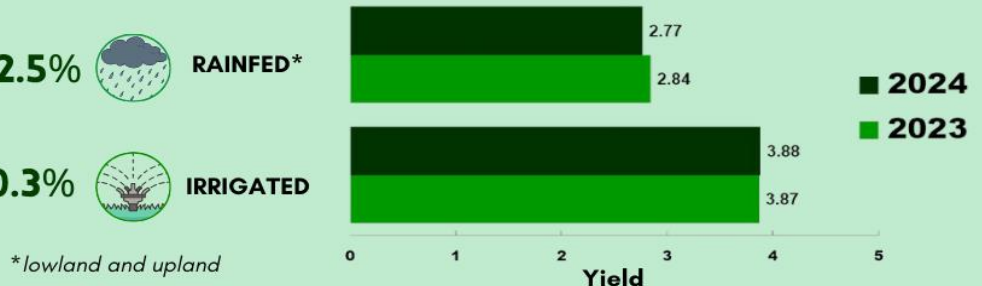


Area Harvested by Ecosystem (in Hectares): Q1 2024 and Q1 2023



*lowland and upland

Palay Yield by Ecosystem (in Metric Tons/Hectare): Q1 2024 and Q1 2023



*lowland and upland