

Based on the 2023 Family Income and Expenditure Survey Official Results

POVERTY THRESHOLD

is the minimum income required for a family or individual to meet the basic food and non-food needs, also known as the **POVERTY LINE**.

AMONG POPULATION

a Catandunganon needed at least

Php 2, 653

on average, per month

to meet his/her basic food and non-food needs in 2023.

AMONG FAMILIES

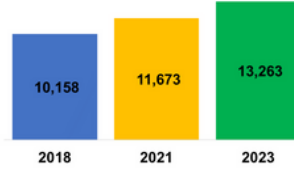
in 2023, a Catandunganon family with five members needed around

Php 13, 263

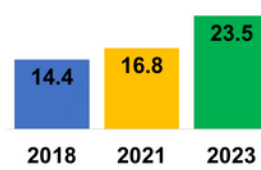
on average, per month

to meet their basic food and non-food needs.

Poverty Threshold Among Families (Php): Catanduanes



Poverty Incidence Among Families (%): Catanduanes



FOOD THRESHOLD

is the minimum income required for a family or individual to meet the basic food needs, which satisfy the nutritional requirements for economically necessary and socially desirable physical activities.

AMONG POPULATION

a Catandunganon needed at least

Php 1, 851

on average, per month

to meet his/her basic food needs in 2023.

AMONG FAMILIES

in 2023, a Catandunganon family with five members needed around

Php 9, 257

on average, per month

to meet their basic food needs.



POVERTY INCIDENCE

is the proportion of families or individuals with per capita income less than the per capita **Poverty Threshold** to the total number of families or individuals.

AMONG POPULATION

30.6%

of Catandunganons were poor in 2023 which translates to

85, 500

poor Catandunganons.

AMONG FAMILIES

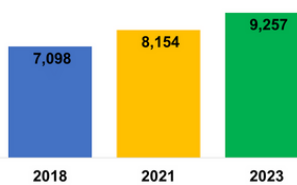
23.5%

of Catandunganon families were poor in 2023 which translates to

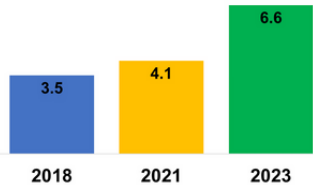
14, 000

poor Catandunganon families.

Food Threshold Among Families (Php): Catanduanes



Subsistence Incidence Among Families (%): Catanduanes



SUBSISTENCE INCIDENCE

is the proportion of families or individuals with per capita income less than the per capita **Food Threshold** to the total number of families or individuals.

AMONG POPULATION

9.3%

of Catandunganons were not able to meet their basic food needs in 2023 which translates to

25, 900 food poor Catandunganons..

AMONG FAMILIES

6.6%

of Catandunganon families

did not have sufficient income to meet their basic food needs in 2023 which translates to

4, 000

food poor Catandunganon families.

