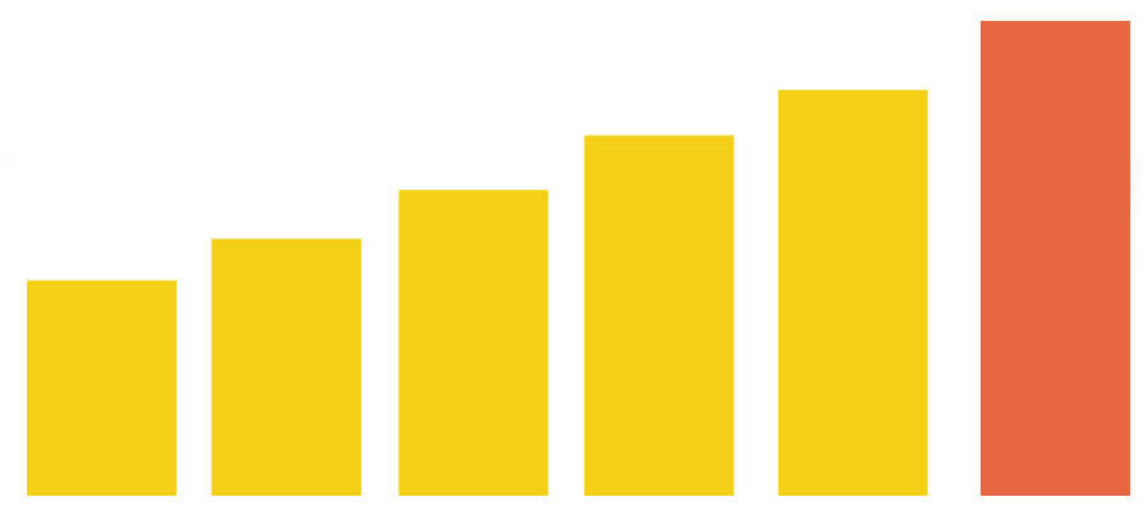


### POPULATION STATISTICS as of MAY 1, 2020



**19,257** 2020 CPH

**TOTAL POPULATION**



**411**

persons per sq. km.

**POPULATION DENSITY**

number of persons per unit of land area in square kilometers

**0.97**



**POPULATION GROWTH RATE**

based on 2015 - 2020 result

### POPULATION BY BARANGAY

#### TOP 3 MOST POPULOUS

- 1st : **5,104** - Castillo
- 2nd : **2,854** - Pandan
- 3rd : **2,484** - Barcelonita



#### TOP 3 LEAST POPULOUS

- 1st : **795** - Santa Lutgarda (Pob.)
- 2nd : **1,074** - Santa Cruz
- 3rd : **1,304** - New Poblacion

### HOUSEHOLD POPULATION

**19,232** 

**TOTAL HOUSEHOLD POPULATION**

**104**  

males for every 100 females

**SEX RATIO**

 **62 young and 10 old**

**72** dependents for every 100 working-age

**DEPENDENCY RATIO**

 **4,360**

**TOTAL NUMBER OF HOUSEHOLDS**

 **4.41** persons

**AVERAGE HOUSEHOLD SIZE**

 **21.9** years old

half of the population was younger than 21.9 years old

**MEDIAN AGE**

**Household** is a social unit consisting of a person or a group of persons who sleep in the same housing unit and have a common arrangement in the preparation and consumption of food.

Source: Philippine Statistics Authority, 2020 Census of Population and Housing

### VITAL STATISTICS as of 2022

Total number of registered **BIRTHS**, **MARRIAGES**, and **DEATHS** from January to December 2022



**1,724**

**BIRTHS**

or 5 births registered per day



**104**

**MARRIAGES**

or 2 marriages registered per week



**436**

**DEATHS**

or 8 deaths registered per week

Source: Philippine Statistics Authority Camarines Sur Provincial Office, 2022 Decentralized Vital Statistics System Preliminary Results