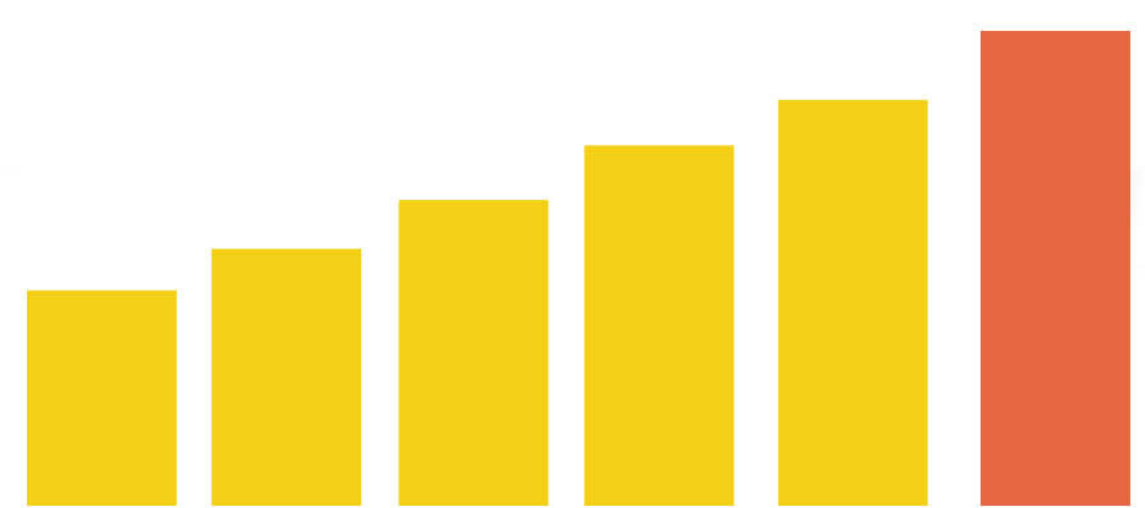


### POPULATION STATISTICS as of MAY 1, 2020



**51,728** <sup>2020</sup> CPH

**TOTAL POPULATION**



**187**

persons per sq. km.

**POPULATION DENSITY**

number of persons per unit of land area  
in square kilometers

**1.76**



**POPULATION GROWTH RATE**

based on 2015 - 2020 result

### POPULATION BY BARANGAY

#### TOP 3 MOST POPULOUS

- 1st : **2,810** - Guijalo
- 2nd : **2,346** - Gibgos
- 3rd : **2,115** - Gata



#### TOP 3 LEAST POPULOUS

- 1st : **424** - Canatuan
- 2nd : **433** - Agaas
- 3rd : **468** - Pagolinan

### HOUSEHOLD POPULATION

**51,605** 

**TOTAL HOUSEHOLD POPULATION**

**105**  

males for every 100 females

**SEX RATIO**



66 young and 11 old

**77**

dependents for every  
100 working-age

**DEPENDENCY RATIO**



**11,570**


**TOTAL NUMBER OF HOUSEHOLDS**



**4.46**

persons

**AVERAGE HOUSEHOLD SIZE**



**20.8**

years old

half of the population was  
younger than 20.8 years old

**MEDIAN AGE**

**Household** is a social unit consisting of a person or a group of persons who sleep in the same housing unit and have a common arrangement in the preparation and consumption of food.

Source: Philippine Statistics Authority, 2020 Census of Population and Housing

### VITAL STATISTICS as of 2022

Total number of registered **BIRTHS**, **MARRIAGES**, and **DEATHS** from January to December 2022



**1,282**

**BIRTHS**

or 4 births  
registered per day



**169**

**MARRIAGES**

or 3 marriages  
registered per week



**267**

**DEATHS**

or 5 deaths  
registered per week

Source: Philippine Statistics Authority Camarines Sur Provincial Office, 2022 Decentralized Vital Statistics System Preliminary Results