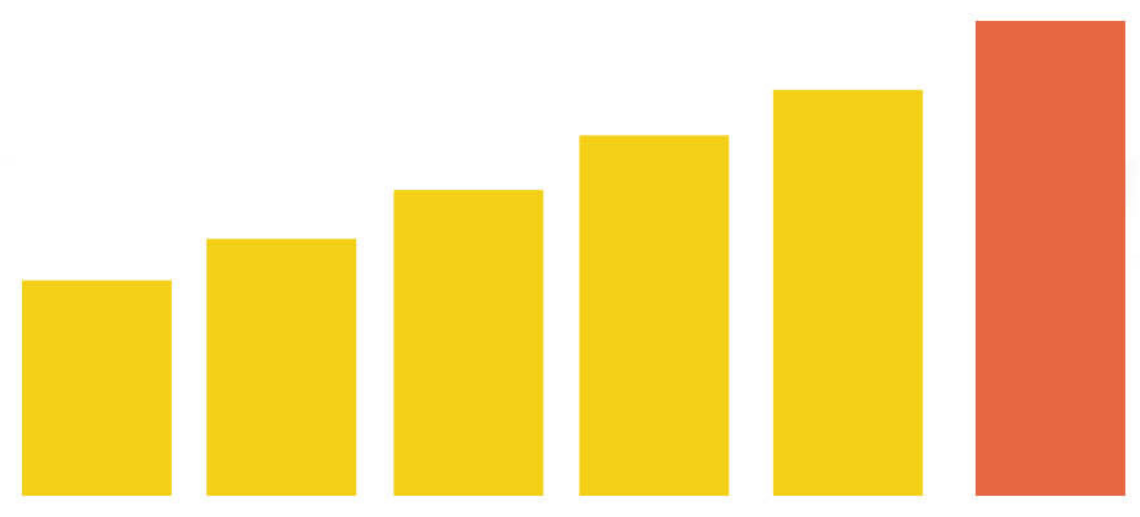


POPULATION STATISTICS as of MAY 1, 2020



114,457 ²⁰²⁰ CPH

TOTAL POPULATION



833

persons per sq. km.

POPULATION DENSITY

number of persons per unit of land area
in square kilometers

0.50



POPULATION GROWTH RATE

based on 2015 - 2020 result

POPULATION BY BARANGAY

TOP 3 MOST POPULOUS

- 1st : **11,665** - San Nicolas
- 2nd : **9,538** - San Isidro
- 3rd : **6,805** - San Agustin



TOP 3 LEAST POPULOUS

- 1st : **622** - San Andres
- 2nd : **686** - Santa Isabel
- 3rd : **692** - Santa Cruz Norte

HOUSEHOLD POPULATION

113,887 

TOTAL HOUSEHOLD POPULATION

100  

males for every 100 females

SEX RATIO

 **51 young and 10 old**

61 dependents for every
100 working-age

DEPENDENCY RATIO

 **25,276**

TOTAL NUMBER OF HOUSEHOLDS

 **4.51**
persons

AVERAGE HOUSEHOLD SIZE

 **24.1**
years old

half of the population was
younger than **24.1 years old**

MEDIAN AGE

Household is a social unit consisting of a person or a group of persons who sleep in the same housing unit and have a common arrangement in the preparation and consumption of food.

Source: Philippine Statistics Authority, 2020 Census of Population and Housing

VITAL STATISTICS as of 2022

Total number of registered **BIRTHS**, **MARRIAGES**, and **DEATHS** from January to December 2022



1,965

BIRTHS

or **5** births
registered per day



563

MARRIAGES

or **11** marriages
registered per week



1,041

DEATHS

or **20** deaths
registered per week

Source: Philippine Statistics Authority Camarines Sur Provincial Office, 2022 Decentralized Vital Statistics System Preliminary Results