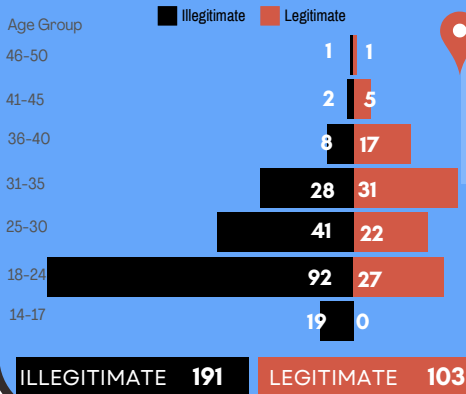


Preliminary 2024 Vital Statistics: Pandan

Birth Statistics

ACTUAL BIRTHS, BY LEGITIMACY STATUS AND AGE-GROUP OF MOTHER



TOP 3 BARANGAY IN PANDAN WITH HIGHEST SHARE OF ACTUAL BIRTH BY USUAL RESIDENCE OF THE MOTHER

1. TARIWARA 11% (32)
2. LIBOD 8% (23)
3. PUROT 7% (21)

ACTUAL BIRTH BY PLACE TYPE

1. HOSPITAL 98% (258)
2. HOME 1% (4)
3. BIRTHING HOME 1% (2)

MALE 144 FEMALE 150

ACTUAL BIRTHS

294

*Whose mother's usual residence is Pandan

574

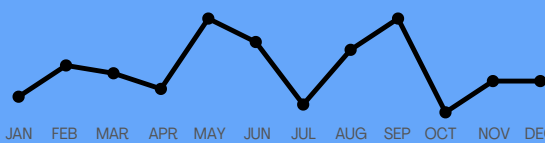
TOTAL REGISTERED BIRTH WHOSE MOTHER'S USUAL RESIDENCE IS PANDAN

697

TOTAL REGISTERED BIRTH OCCURRED IN PANDAN

The actual number of births in 2024 is based on the residence of mothers living in Pandan, while registered births are counted based on where the birth occurred or was registered in Pandan. Registered figures seems higher due to late registrations.

MONTHLY BIRTH



Marriage Statistics

34
ACTUAL MARRIAGES

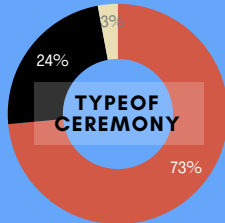
38
REGISTERED MARRIAGE

19 y/o
YOUNGEST GROOM

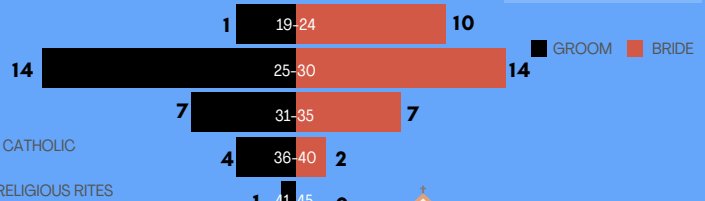
19 y/o
YOUNGEST BRIDE

62 y/o
OLDEST GROOM

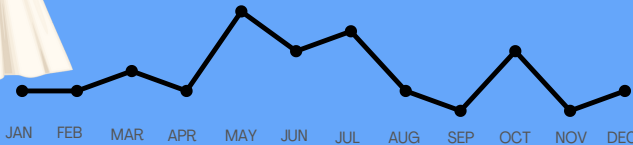
53 y/o
OLDEST BRIDE



MARRIAGES BY AGE-GROUP



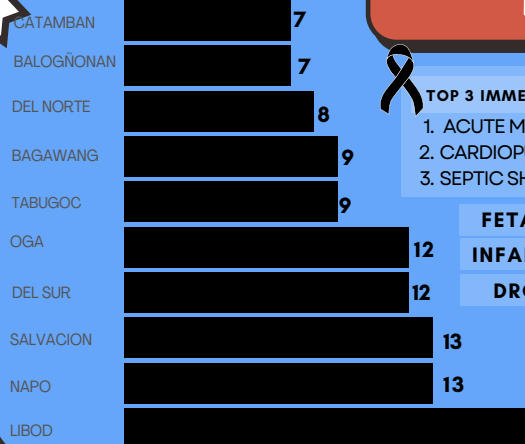
MONTHLY MARRIAGES



ACTUAL MARRIAGE BY PLACE TYPE

1. CHURCH (25)
2. MAYOR (7)
3. BEACH (2)

TOP BARANGAYS WITH HIGHEST DEATHS BY USUAL RESIDENCE



Death Statistics

TOP 3 IMMEDIATE CAUSES OF DEATH

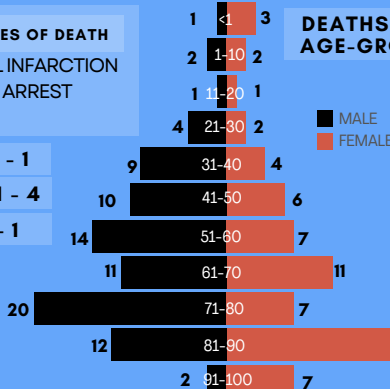
1. ACUTE MYOCARDIAL INFARCTION
2. CARDIOPULMONARY ARREST
3. SEPTIC SHOCK

FETAL DEATH - 1

INFANT DEATH - 4

DROWNING - 1

DEATHS BY AGE-GROUP



ACTUAL DEATHS

MALE 86 FEMALE 76

162

*Whose deceased residence is Pandan

169

TOTAL REGISTERED DEATHS WHOSE DECEASED RESIDENCE IS PANDAN

164

TOTAL REGISTERED DEATHS OCCURRED IN PANDAN

The actual number of deaths in 2024 is based on the residence of the deceased, while registered deaths are counted based on where the death occurred or was registered in Pandan. Registered figures seems higher due to late registrations.

