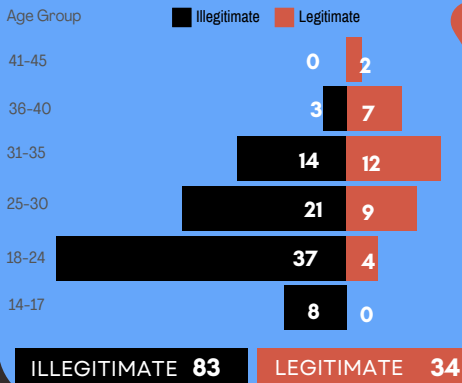


Preliminary 2024 Vital Statistics: Panganiiban

Birth Statistics

ACTUAL BIRTHS, BY LEGITIMACY STATUS AND AGE-GROUP OF MOTHER



TOP 3 BARANGAY IN PANGANIIBAN WITH HIGHEST SHARE OF ACTUAL BIRTH BY USUAL RESIDENCE OF THE MOTHER

1. SAN MIGUEL 14% (16)
2. ALINAWAN 9% (11)
3. CABUYOAN 9% (10)
4. PANAY 9% (10)

ACTUAL BIRTHS BY PLACE TYPE

1. HOSPITAL 97% (114)
2. HOME 3% (3)

ACTUAL BIRTHS

MALE 65 FEMALE 52

117

*Whose mother's usual residence is Panganiiban

156

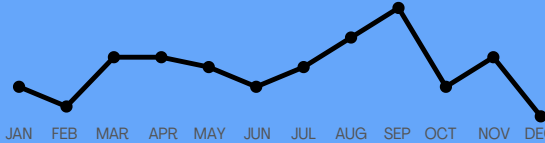
TOTAL REGISTERED BIRTH WHOSE MOTHER'S USUAL RESIDENCE IS PANGANIIBAN

39

TOTAL REGISTERED BIRTH OCCURRED IN PANGANIIBAN

The actual number of births in 2024 is based on the residence of mothers living in Panganiiban, while registered births are counted based on where the birth occurred or was registered in Panganiiban. Registered figures seems higher due to late registrations.

MONTHLY BIRTHS



13

ACTUAL MARRIAGES

16

REGISTERED MARRIAGES

23 y/o

YOUNGEST GROOM

18 y/o

YOUNGEST BRIDE

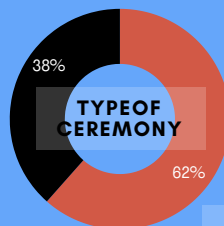
38 y/o

OLDEST GROOM

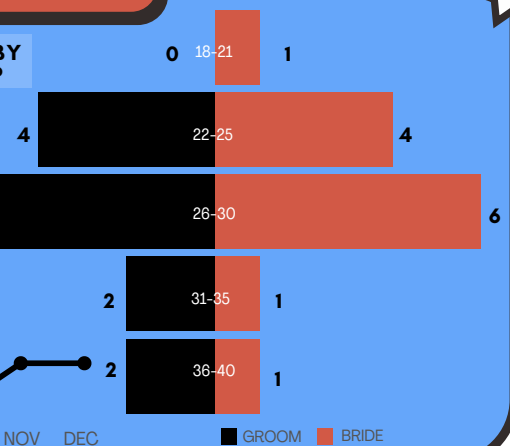
36 y/o

OLDEST BRIDE


Marriage Statistics




MARRIAGES BY AGE-GROUP



MONTHLY MARRIAGES



TOP BARANGAYS WITH HIGHEST DEATHS BY USUAL RESIDENCE



Death Statistics



TOP 3 IMMEDIATE CAUSES OF DEATH

1. ACUTE MYOCARDIAL INFARCTION
2. ACUTE RESPIRATORY FAILURE
3. HYPOVOLEMIC SHOCK

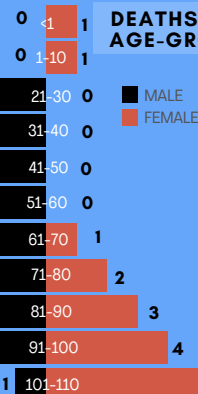
INFANT DEATH - 1

SUICIDE - 1

DROWNING - 1

VEHICULAR ACCIDENT - 1

DEATHS BY AGE-GROUP



ACTUAL DEATHS

MALE 30 FEMALE 19

49

*Whose deceased residence is Panganiiban

52

TOTAL REGISTERED DEATHS WHOSE DECEASED RESIDENCE IS PANGANIIBAN

29

TOTAL REGISTERED DEATHS OCCURRED IN PANGANIIBAN

The actual number of deaths in 2024 is based on the residence of the deceased, while registered births are counted based on where the death occurred or was registered in Panganiiban. Registered figures seems higher due to late registrations.

